



IMMERGAS

CATALOGUE

- Hybrid systems
- Heat pumps
- Thermal solar systems
- Boilers
- Water heaters



Index

HYBRID SYSTEMS	p.	4
MAGIS COMBO NEW	p.	6
MAGIS VICTRIX ErP	p.	12
MAGIS HERCULES ErP	p.	13
TRIO V2/TRIO MONO V2 - PLUS and COMBI solutions NEW	p.	18
HEAT PUMPS	p.	26
MAGIS PRO	p.	28
AUDAX NEW	p.	32
AUDAX TOP ErP	p.	34
TRIO V2/TRIO MONO V2 - BASE and PRO solutions NEW	p.	40
RAPAX V2 NEW	p.	46
THERMAL SOLAR SYSTEMS	p.	48
PUMP-CIRCULATED SOLAR PACKS for domestic hot water	p.	50
COMBINED PUMP-CIRCULATED SOLAR PACKS for heating and domestic hot water	p.	54
SOLAR PACKS WITH NATURAL CIRCULATION for domestic hot water	p.	72
PELLET/BIOMASS BOILERS	p.	74
LUXOR NEW	p.	76
LIGHT COMMERCIAL	p.	78
VICTRIX PRO ErP	p.	80
ARES PRO NEW	p.	92
ARES TEC ErP	p.	94
GAS BOILERS AND WATER HEATERS	p.	98
CONDENSING BOILERS	p.	100
TRADITIONAL BOILERS	p.	114
WATER HEATERS	p.	118

GAS BOILERS AND LIGHT COMMERCIAL EXTRA EU ONLY p. 121

CONDENSING BOILERS	p.	122
TRADITIONAL BOILERS	p.	123
LIGHT COMMERCIAL	p.	132

ACCESSORIES p. 133

THERMOREGULATION	p.	134
FLUE SYSTEMS	p.	139
OPTION KITS	p.	157

INDEX OF CODES p. 164

HYBRID SYSTEMS

MAGIS COMBO PLUS **NEW**

Air/water inverter single-phase splitted heat pumps with only heating condensing boiler	p.	6
Accessories: thermoregulation, flue systems and option kits	p.	8

MAGIS COMBO **NEW**

Air/water inverter single-phase splitted heat pumps with instantaneous condensing boiler	p.	7
Accessories: thermoregulation, flue systems and option kits	p.	8

MAGIS VICTRIX ErP

Wall-hung condensing combi boiler, prearranged for connection to AUDAX heat pumps	p.	12
Accessories: thermoregulation, flue systems and option kits	p.	14

MAGIS HERCULES ErP

Floor standing condensing boiler with combined storage tank for DHW and central heating, pre-arranged for connection to AUDAX heat pumps	p.	13
Accessories: thermoregulation, flue systems and option kits	p.	14


TRIO V2 - PLUS and COMBI solutions **NEW**

Hydronic group for two zones plants and DHW production	p.	18
Accessories: thermoregulation, flue systems and option kits	p.	20

TRIO MONO V2 - PLUS and COMBI solutions **NEW**

Hydronic group for one zone plants and DHW production	p.	19
Accessories: thermoregulation, flue systems and option kits	p.	20





Hybrid systems are designed to make easy the installation of heating, cooling and domestic hot water systems in housing units that want to take advantage of both traditional (condensing gas boiler) and renewable energy sources (heat pump) in conformity with European regulations on the reduction of power consumption.

Depending on the design choices you can choose among various options, internal, partially protected places or recessed installation: TRIO COMBI or TRIO PLUS, MAGIS COMBO or MAGIS COMBO PLUS, MAGIS VICTRIX and MAGIS HERCULES, all with possible connection to thermal solar system too.

Hybrid system can reduce the installation space providing solutions both for small apartments and single-family houses.

MAGIS COMBO PLUS **NEW**

Hybrid **heat pump**

Compact solution composed by an external unit (available in 3 single-phase versions: 5,8,10 kW) and an internal unit equipped with a condensing boiler and integrated hydronic module which manages the energy exchange between the refrigerant gas circuit and the heating/cooling system.

- Pre-loaded refrigerant fluid R410A
- **DHW production by means combination to an external storage tank.** Condensing boiler and heat pump work both in sanitary functioning
- Integrated smart electronic, that decides which generator has to be activated
- System shut-off knobs with filter supplied as standard
- External unit can be installed full outdoor
- Indoor unit can be installed outdoor in a partially protected places
- Anti-legionella function (with CAR^{V2})



MAGIS COMBO 5 PLUS	55 °C	35 °C
MAGIS COMBO 8 PLUS	55 °C	35 °C
MAGIS COMBO 10 PLUS	55 °C	35 °C

Model	Hydronic unit dimensions (H x W x D) mm	External unit dimensions (H x W x D) mm	Hydronic unit empty appliance weight kg	External unit empty appliance weight kg
5	787 x 440 x 400	638 x 880 x 364	55,8	47,5
8	787 x 440 x 400	972 x 940 x 330	55,8	74,0
10	787 x 440 x 400	972 x 940 x 330	55,8	74,0

Model	Code	Heating output kW		Cooling output kW	Pre-arranged for connection to external storage tank
		Heat pump	Condensing boiler		
MAGIS COMBO 5 PLUS (N.G.)	3.027237	5,80	24,0	6,03	*
MAGIS COMBO 8 PLUS (N.G.)	3.027238	7,71	24,0	7,58	*
MAGIS COMBO 10 PLUS (N.G.)	3.027239	9,70	24,0	7,58	*
MAGIS COMBO 5 PLUS (L.P.G.)	3.027249	5,80	24,0	6,03	*
MAGIS COMBO 8 PLUS (L.P.G.)	3.027250	7,71	24,0	7,58	*
MAGIS COMBO 10 PLUS (L.P.G.)	3.027251	9,70	24,0	7,58	*

Heat pump data referred to the following conditions: heating air/water temperature 7-6°C / 30-35 °C
cooling air/water temperature 35°-24 °C / 23°-18 °C.



MAGIS COMBO **NEW**

Hybrid **heat pump**

Compact solution composed by an external unit (available in 3 single-phase versions: 5,8,10 kW) and an internal unit equipped with a condensing boiler and integrated hydronic module which manages the energy exchange between the refrigerant gas circuit and the heating/cooling system.

- **Instantaneous DHW production**
- Pre-loaded refrigerant fluid R410A
- **Possibility to use Solar energy as integration for the DHW production connecting in series with a separate storage tank (i.e. UB INOX SOLAR 200 V2)**
- Integrated smart electronic, that decides which generator has to be activated
- System shut-off knobs with filter supplied as standard
- External unit can be installed full outdoor
- Indoor unit can be installed outdoor in a partially protected places.









MAGIS COMBO 5	55 °C	35 °C
MAGIS COMBO 8	55 °C	35 °C
MAGIS COMBO 10	55 °C	35 °C

Model	Hydronic unit dimensions (H x W x D) mm	External unit dimensions (H x W x D) mm	Hydronic unit empty appliance weight kg	External unit empty appliance weight kg
5	787 x 440 x 400	638 x 880 x 364	55,8	47,5
8	787 x 440 x 400	972 x 940 x 330	55,8	74,0
10	787 x 440 x 400	972 x 940 x 330	55,8	74,0

Model	Code	Heating output kW		Cooling output kW	DHW production (ΔT 30 °C) l/min
		Heat pump	Condensing boiler		
MAGIS COMBO 5 (N.G.)	3.027234	5,80	24,0	6,03	13,1
MAGIS COMBO 8 (N.G.)	3.027235	7,71	24,0	7,58	13,1
MAGIS COMBO 10 (N.G.)	3.027236	9,70	24,0	7,58	13,1
MAGIS COMBO 5 (L.P.G.)	3.027246	5,80	24,0	6,03	13,1
MAGIS COMBO 8 (L.P.G.)	3.027247	7,71	24,0	7,58	13,1
MAGIS COMBO 10 (L.P.G.)	3.027248	9,70	24,0	7,58	13,1

Heat pump data referred to the following conditions: heating air/water temperature 7-6°C / 30-35 °C cooling air/water temperature 35°-24 °C/ 23°-18 °C.

Thermoregulation for MAGIS COMBO and MAGIS COMBO PLUS




Type		Code
CAR^{V2} (modulating remote control) Temperature control class V* or VI Contribution to seasonal space heating energy efficiency 3%* or 4%		Dimensions (H x W x D) mm 103 x 142 x 31 3.021395
CAR^{V2} WIRELESS (wireless weekly thermostat and modulating remote control) Temperature control class V* or VI Contribution to seasonal space heating energy efficiency 3%* or 4%		Dimensions (H x W x D) mm 103 x 142 x 31 Dimensions (H x W x D) mm 82 x 105 x 26 3.021623
CRONO 7 (weekly digital chronothermostat) Temperature control class IV* or VII Contribution to seasonal space heating energy efficiency 2%* or 3,5%		Dimensions (H x W x D) mm 103 x 142 x 31 3.021622
CRONO 7 WIRELESS (wireless weekly digital chronothermostat) Temperature control class IV* or VII Contribution to seasonal space heating energy efficiency 2%* or 3,5%		Dimensions (H x W x D) mm 103 x 142 x 31 Dimensions (H x W x D) mm 82 x 105 x 26 3.021624
Temperature/humidity active sensor kit to be used with radiant systems that also work in cooling mode. Temperature control class V or VI* Contribution to seasonal space heating energy efficiency 3% or 4%*		Dimensions (H x W x D) mm 127 x 80 x 30 3.021524
Room hygrostat to be used with radiant systems that also work in cooling mode.		Dimensions (H x W x D) mm 70 x 115 x 40 3.023302
External probe kit to be used when external probe as standard in outdoor unit is not correctly exposed. Temperature control class II*, VI or VII Contribution to seasonal space heating energy efficiency 2%*, 4 or 3,5%		3.015266
2 relays board kit to be used to manage dehumidifiers		3.026302
Relay board kit to be installed inside internal unit, allows to manage ACS recirculation by means CAR ^{V2} .		3.015350
Low temperature safety kit for generators settled up with low temperature.		3.019229
Solar probe kit to be installed on domestic cold water inlet pipe (for MAGIS COMBO).		3.021452
Storage tank NTC probe kit to be used connected to commercial storage tank unit with MAGIS COMBO PLUS.		3.019375

MAGIS COMBO and MAGIS COMBO PLUS can also work by means the system controller and its accessories in case of plants with 3 or more zones. For more information, consult the technical documentation or contact Customer Service.



* Temperature control class with default settings. Some heat regulation device can change class depending on the settings and operation modes that can be changed, for example Modulating or ON/OFF. The use of these devices contributes, in percentage, to the seasonal energy efficiency of the heating system.



Flue systems for MAGIS COMBO and MAGIS COMBO PLUS

Type		Code
Twin pipes complete kit Ø 80/80		3.012002
Vertical concentric complete kit Ø 60/100 (red ochre colour)		3.016833
Horizontal concentric complete kit Ø 60/100 with swivel terminal Max lenght 9,9 m		3.024267
Horizontal concentric complete kit Ø 60/100 Max lenght 12,9 m		3.012000
Horizontal concentric complete kit Ø 60/100 Short Max lenght 11,9 m		3.024598







Type B configuration, open chamber and fan assisted

Flanged stub-pipe + bend + extension pipe Ø 80 for flue discharge		3.016365
Cover kit		3.027082
Anti-wind vertical terminal kit Ø 80*		3.021721

* To be combined with Flanged stub-pipe Ø 80 for flue discharge code 3.016364.
For good performance and safe operation use Immergas "Green Series" pipes and terminal flue outlet only.








Option kits for MAGIS COMBO and MAGIS COMBO PLUS

Type		Code
UB INOX 120 V2* equipped with 2 concentric coil water/water heat exchangers Efficiency class C		3.027818
UB INOX 200 V2* equipped with 2 concentric coil water/water heat exchangers Efficiency class C		3.027819
UB INOX SOLAR 200 V2* equipped with 2 coils water/water heat exchangers Efficiency class C		3.027820
INOXSTOR 200 V2* equipped with 2 concentric coil water/water heat exchangers and solar circuit included Efficiency class C		3.027746
Return temperature increase 3-way valve kit		3.020632
HYDRO 3 NEW water wall hung split. Remote control and 3-way valve with limit micro-switch included Heating output 3,36 kW Cooling output 2,63 kW		3.027918
HYDRO 4 NEW water wall hung split. Remote control and 3-way valve with limit micro-switch included Heating output 4,37 kW Cooling output 3,28 kW		3.027919

* Storage tank units can be connected to MAGIS COMBO with connection in series (with the possibility to have pre-heated hot water from the solar system) or to MAGIS COMBO PLUS, in which case internal unit and heat pump work in the same delivery/return circuit of the storage tank.

Option kits for MAGIS COMBO and MAGIS COMBO PLUS

Type		Code
Buffer tank 75 litres NEW wall-hung or floor-standing installation.		Dimensions (Ø x H) mm 512 x 717 3.027288
Wall-hung bracket kit for Buffer tank 75 litres NEW		3.027290
Distribution manifold kit for 1 direct and 1 mixed temperature zones for direct connection to MAGIS COMBO range.		3.026301
Anti freeze protection kit -15 °C to protect internal unit MAGIS COMBO.		3.017324
Wall mounting brackets for external unit		3.022154
Condensate antifreeze heating cable kit NEW for external unit		3.027385
Connection kit for R410A circuit the purpose of this kit is to allow an easy connection of the refrigerant circuit, even in the case of pipes coming out from the wall on the internal unit MAGIS COMBO/PLUS.		3.026089
Anti-scale kit for MAGIS COMBO inside the building.		3.017323
Dehumidifier kit to be used with radiant systems that also work in cooling mode. Only for recessed installation with codes 3.022146 and 3.022147		3.021529
Dehumidifier back frame kit to be used with radiant systems that also work in cooling mode.		3.022146
Dehumidifier front grille kit to be used with radiant systems that also work in cooling mode.		3.022147
Condensate discharge pump kit for internal unit		3.026374
Condensate neutralizer kit Necessary to neutralize the acidity of the condensation. Inclusive of granulate		3.019857



MAGIS VICTRIX ErP

Wall-hung condensing combi boiler, prearranged for connection to AUDAX heat pumps

- Heat output of 26 kW
- High efficiency and low pollutant emissions thanks to condensing technology
- Wide liquid crystal backlit display
- Modulating heat output 12,5-100%
- Integrated hydraulic connection/distribution group insulated, for the management of hydronic circuits
- Smart integrated electronics which, in heating mode, decides which generator must work in function of the external temperature
- Low consumption pump, boiler side
- Low consumption system flow pump, for heating and cooling
- Possible connection in series with DHW storage tank, for example UB INOX SOLAR 200 V2, to use solar energy as integration for the production of DHW
- Standard frost protection up to -3 °C
- CAR^{V2} and external probe as standard
- External probe as standard



Dimension (H x W x D) mm	Empty appliance weight kg
945 x 440 x 350	44,5

Model	Code N.G. L.P.G.	Heat output kW	Efficiency at nominal heat output		DHW production (Δt 30 °C)	Protection index
			80-60 °C	40-30 °C		
MAGIS VICTRIX ErP	3.025615 3.025615GPL	23,6 C.H. 26,0 DHW	97,9%	107,0%	12,4 l/min*	IPX5D

* Value obtained by the boiler not combined with solar thermal plant.

Heat pumps combinable

Model single-phase	See page
AUDAX 6/8/12 NEW	32
AUDAX TOP 6/8/12 ErP	34

Storage tank Combinable

Model	Code	See page
UB INOX SOLAR 200 V2	3.027820	58



MAGIS HERCULES ErP

Floor standing condensing boiler with combined storage tank for DHW and central heating, pre-arranged for connection to AUDAX heat pumps

- Heat output of 26 kW
- High efficiency and low pollutant emissions thanks to condensing technology
- Wide liquid crystal backlit display
- Modulating heat output 12,5-100%
- Stainless steel combined storage tank of 220 litres heated by the boiler and solar thermal integrated system
- Pre-arranged for AUDAX 6/8/12 heat pumps connection
- System controller with remote control supplied as standard to decide which generator must work according to the external temperature
- Pre-arranged for the management of one direct zone and one mixed zone, by low consumption pumps, as standard
- Protection index IPX5D



Available in a single package **dismountable into two parts**



Recommended the combination with CP4 XL/M flat-plate collectors

Dimension (H x W x D) mm	Empty appliance weight kg
1970 x 650 x 880	230

Model	Code N.G. L.P.G.	Heat output kW	Efficiency at nominal heat output		DHW production (Δt 30 °C)	
			80-60 °C	40-30 °C	First 10 min	Continuous service
MAGIS HERCULES ErP	3.025499 3.025499GPL	23,6 C.H. 26,0 DHW	95,8%	104,1%	199 litres	13,5 l/min

Heat pumps combinable

Model single-phase	See page
AUDAX 6/8/12 NEW	32
AUDAX TOP 6/8/12 ErP	34

Number of flat-plate collectors to be matched

MAGIS HERCULES ErP provides the opportunity to combine solar thermal collectors to integrate heating services and generate domestic hot water. Remember that to obtain a good winter efficiency with the integration of heating by solar thermal systems, is necessary:

- Heating elements that work at low temperature (it would be appropriate to use radiant panels)
- Suitable inclination of Solar Collector to allow capture energy during the hours of winter insolation (at least 45 °)

Flat-plate collector	Code	Maximum number of solar collectors recommended (inclination 20°, exposure SOUTH)	Maximum number of solar collectors recommended (inclination 45°, exposure SOUTH)	See page
CP4 XL	3.022664	2	3	63






Thermoregulation for MAGIS VICTRIX and MAGIS HERCULES

Type		Code
Remote control kit (for MAGIS HERCULES ErP) Temperature control class V or VI* Contribution to seasonal space heating energy efficiency 3% or 4%*		Dimensions (H x W x D) mm 143 x 86 x 36 3.023364
CRONO 7 (weekly digital chronothermostat) Temperature control class IV* or VII Contribution to seasonal space heating energy efficiency 2%* or 3,5%		Dimensions (H x W x D) mm 103 x 142 x 31 3.021622
CRONO 7 WIRELESS (wireless weekly digital chronothermostat) Temperature control class IV* or VII Contribution to seasonal space heating energy efficiency 2%* or 3,5%		Dimensions (H x W x D) mm 103 x 142 x 31 Dimensions (H x W x D) mm 82 x 105 x 26 3.021624
Room hygrostat to be used with radiant systems that also work in cooling mode.		Dimensions (H x W x D) mm 70 x 115 x 40 3.023302
Temperature/humidity active sensor kit (for MAGIS HERCULES ErP) to be used with radiant systems that also work in cooling mode. Temperature control class V or VI* Contribution to seasonal space heating energy efficiency 3% or 4%*		Dimensions (H x W x D) mm 127 x 80 x 30 3.021524
Solar collector temperature probe kit (for MAGIS HERCULES ErP)		1.028812
External probe (for MAGIS HERCULES ErP) Temperature control class II*, VI or VII Contribution to seasonal space heating energy efficiency 2%*, 4 or 3,5%		3.014083
Telephonic control (for MAGIS VICTRIX ErP)		Dimensions (H x W x D) mm 85 x 85 x 31 3.013305
GSM telephonic control (for MAGIS VICTRIX ErP)		Dimensions (H x W x D) mm 198 x 78 x 30,5 3.017182

* Temperature control class with default settings. Some heat regulation device can change class depending on the settings and operation modes that can be changed, for example Modulating or ON/OFF, The use of these devices contributes, in percentage, to the seasonal energy efficiency of the heating system.



Flue systems for MAGIS VICTRIX and MAGIS HERCULES

Type		Code
Twin pipe complete kit \varnothing 80		3.012002
Horizontal concentric complete kit SHORT \varnothing 60/100		3.024598
Horizontal concentric complete kit \varnothing 60/100		3.012000
Horizontal concentric complete kit \varnothing 60/100 with swivel terminal		3.024267
Vertical concentric complete kit \varnothing 60/100 (red ocher colour)		3.016833

Type B configuration, open chamber and fan assisted






Cover kit for MAGIS VICTRIX ErP		3.017209
B ₂₃ terminal kit for MAGIS HERCULES ErP		3.020004
Flanged stub-pipe + bend + extension pipe \varnothing 80 for flue discharge		3.016365
Anti wind vertical terminal kit \varnothing 80*		3.021721

* To be combined with Flanged stub-pipe \varnothing 80 for flue discharge code 3.016364.







For good performance and safe operation use Immergas "Green Series" pipes and terminal flue outlet only.



Option kits for MAGIS VICTRIX and MAGIS HERCULES

Type		Code
Plates heat exchanger kit for heat pump connection (for MAGIS HERCULES ErP)		3.023355
Recirculation kit with pump (for MAGIS HERCULES ErP)		3.023315
Clock kit for recirculation (for MAGIS HERCULES ErP)		3.015431
Additional mixed zone kit (for MAGIS HERCULES ErP)		3.023314
2 zones kit with motorized valves (for MAGIS VICTRIX ErP)		3.023769
Magnetic cyclone filter kit (for MAGIS VICTRIX ErP)		3.024176
Anti-scale kit (for MAGIS HERCULES ErP)		3.023316
Anti-scale kit (for MAGIS VICTRIX ErP)		3.023310
Solar connection kit (for MAGIS HERCULES ErP)		3.023339
Shut off knobs with filters (for MAGIS VICTRIX ErP)		3.015854
All-purpose connection kit (for MAGIS VICTRIX ErP)		3.011667
Anti freeze protection kit -15 °C (for MAGIS VICTRIX ErP)		3.023770
2 litres additional expansion vessel		3.018433
HYDRO 3 NEW water wall hung split. Remote control and 3-way valve with limit micro-switch included		3.027918
HYDRO 4 NEW water wall hung split. Remote control and 3-way valve with limit micro-switch included		3.027919

Option kits for MAGIS VICTRIX and MAGIS HERCULES

Type		Code
Horizontal buffer tank with capacity of 25 litres*		3.027842
Horizontal buffer tank with capacity of 75 litres*		3.027843
Horizontal buffer tank with capacity of 100 litres*		3.027844
Horizontal buffer tank with capacity of 200 litres*		3.027845
Dehumidifier kit to be used with radiant systems that also work in cooling mode (only for recessed installation with codes 3.022146 and 3.022147).		3.021529
Dehumidifier back frame kit to be used with radiant systems that also work in cooling mode.		3.022146
Dehumidifier front grille kit to be used with radiant systems that also work in cooling mode.		3.022147
Condensate discharge pump kit (for MAGIS HERCULES ErP)		3.026841
Condensate discharge pump kit (for MAGIS VICTRIX ErP)		3.026374
Vertical Buffer tank 50 litres NEW ideal for outdoor installation for coupling with AUDAX 6/8	 Dimensions (H x W x D) mm 820 x 360 x 360	3.027539
Buffer tank 75 litres NEW wall-hung or floor-standing installation.	 Dimensions (Ø x H) mm 512 x 717	3.027288
Wall-hung bracket kit for Buffer tank 75 litres NEW		3.027290

* Equipped with casing to installed on AUDAX 6/8/12/16 versions



TRIO V2 NEW

Hydronic group for two zones plants and DHW production

- Hybrid system for recessed (SOLAR CONTAINER) or in-house (DOMUS CONTAINER) installation.
- 2 solutions:
 - COMBI** with instantaneous condensing gas boiler (VICTRIX TERA 28/32) and hydronic heat pump (AUDAX 6/8/12)
 - PLUS** with heating only condensing gas boiler (VICTRIX TERA 24 PLUS) and hydronic heat pump (AUDAX 6/8/12)

In order to realize the complete system with TRIO V2 you need to choose:

- the container for installation
- AUDAX single-phase heat pump
- condensing gas boiler instantaneous or heating only
- hydraulic installation kit, specific for each solution
- accessories according to installation needs



Type	Code
<p>TRIO V2 includes:</p> <ul style="list-style-type: none"> • DHW storage tank in stainless steel with double coil 160 litres of capacity (class C) • system controller integrated. Remote panel control supplied as standard suitable also as thermoregulator (class VI) 	<ul style="list-style-type: none"> • hydraulic distribution unit for two zones (one straight and one mixed) that includes: hydraulic manifold, 1 three-way valve, 1 mixing valve, 2 low consumption pumps, DHW expansion vessel 8 litres, safety valve 8 bar and thermostatic mixing valve. All components are insulated. <p>3.027830</p>

TRIO MONO V2 **NEW**

Hydronic group for one zone plants and DHW production

- Hybrid system for recessed (SOLAR CONTAINER) or in-house (DOMUS CONTAINER) installation.
- 2 solutions:
 - COMBI** with instantaneous condensing gas boiler (VICTRIX TERA 28/32) and hydronic heat pump (AUDAX 6/8/12)
 - PLUS** with heating only condensing gas boiler (VICTRIX TERA 24 PLUS) and hydronic heat pump (AUDAX 6/8/12)

In order to realize the complete system with TRIO MONO V2 you need to choose:

- the container for installation
- AUDAX single-phase heat pump
- condensing gas boiler instantaneous or heating only
- hydraulic installation kit, specific for each solution
- accessories according to installation needs





Type	Code
<p>TRIO MONO V2 includes:</p> <ul style="list-style-type: none"> • DHW storage tank in stainless steel with double coil 160 litres of capacity (class C) • system controller integrated. Remote panel control supplied as standard suitable also as thermoregulator (class VI) • hydraulic distribution unit for one zone that includes: hydraulic manifold, 1 low consumption pump, DHW expansion vessel 8 litres, safety valve 8 bar and thermostatic mixing valve. All components are insulated. 	3.027831



Accessories for TRIO V2 and TRIO MONO V2

Box

Type		Code
<p>SOLAR CONTAINER (recessed frame) is the first of the main components of TRIO V2 systems. It allows the housing of the main components (except the heat pump AUDAX).</p>	 <p>Dimensions (H x W x D) mm 2200 x 950 x 350 Empty weight: 66 kg</p>	3.020166
<p>DOMUS CONTAINER (technical box) is the first of the main components of TRIO V2 systems. It allows the housing of the main components (except the heat pump AUDAX).</p>	 <p>Dimensions (H x W x D) mm 2110 x 975 x 365 Empty weight: 74 kg</p>	3.022167
<p>Aesthetic upper cover for DOMUS CONTAINER</p>		3.027175

Connection kit

Bottom connection kit	3.020575
Lateral connection kit	3.020574
Rear connection kit	3.020630

Matching kit

<p>Boiler COMBI connection kit includes: support bracket for combi gas boiler.</p>	3.024712
<p>Boiler PLUS connection kit includes: support bracket for only heating gas boiler and NTC probe for storage tank.</p>	3.024711

Thermoregulation for TRIO V2 and TRIO MONO V2

Type		Code
CRONO 7 (weekly digital chronothermostat) Temperature control class IV* or VII Contribution to seasonal space heating energy efficiency 2%* or 3,5%	 Dimensions (H x W x D) mm 103 x 142 x 31	3.021622
CRONO 7 WIRELESS (wireless weekly digital chronothermostat) Temperature control class IV* or VII Contribution to seasonal space heating energy efficiency 2%* or 3,5%	 Dimensions (H x W x D) mm 103 x 142 x 31 Dimensions (H x W x D) mm 82 x 105 x 26	3.021624
Temperature/humidity active sensor kit To be used with radiant systems that also work in cooling mode (only for TRIO V2). Temperature control class V or VI* Contribution to seasonal space heating energy efficiency 3% or 4%*	 Dimensions (H x W x D) mm 127 x 80 x 30	3.021524
Room hygostat to be used with radiant systems that also work in cooling mode	 Dimensions (H x W x D) mm 70 x 115 x 40	3.023302
External probe kit to be used in COMBI/PLUS vresions when external probe as standard on AUDAX is not correctly exposed. Temperature control class II*, VI or VII Contribution to seasonal space heating energy efficiency 2%*, 4 or 3,5%		3.014083



* Temperature control class with default settings. Some heat regulation device can change class depending on the settings and operation modes that can be changed, for example Modulating or ON/OFF, The use of these devices contributes, in percentage, to the seasonal energy efficiency of the heating system.



Flue systems TRI0 V2 and TRI0 MONO V2


Only for PLUS and COMBI versions

Type C configuration, sealed chamber and fan assisted

Type		Code
Twin pipes complete kit		3.012002
Vertical concentric complete kit Ø 60/100 (red ochre colour)		3.016833
Horizontal concentric Ø 60/100: 1 Flanged stub-pipe kit Ø 60/100 1 90° bend Ø 60/100 kit 1 Extension pipe kit Ø 60/100 0,5 m long		3.012086 3.012093 3.014643

Type B configuration, open chamber and fan assisted for installation in SOLAR CONTAINER

In order to realize that configuration (not possible on the left side, storage tank side) it is necessary to provide in addition to the code 3.016365, also some components included in code 3.012087 and code 3.012091 For more informatons contact Customer Service.

Flanged stub-pipe + bend + extension pipe Ø 80 for flue discharge		3.016365
Flanged stub-pipe kit Ø 80 (use only flanged stub-pipe for air intake)		3.012087
4 x 90° bends Ø 80 kit (use only one bend)		3.012091

* To calculate maximum extension refer to the instruction manual of the appliance.







Option kits TRIO V2 and TRIO MONO V2

Buffer tanks

Minimum water content is mainly important to provide proper execution of heat pump defrosting cycles. **In this regard, the minimum amount of water must be 6 l/kW in AUDAX for any type of system.**

It is also important to check that the dehumidifier line has a minimum of 3 l/kW of the machine (dehumidifier hydraulic circuit connection reference).

Type		Code
Horizontal buffer tank with capacity of 25 litres*		3.027842
Horizontal buffer tank with capacity of 75 litres*		3.027843
Horizontal buffer tank with capacity of 100 litres*		3.027844
Horizontal buffer tank with capacity of 200 litres*		3.027845
Vertical Buffer tank 50 litres NEW ideal for outdoor installation for coupling with AUDAX 6/8	 Dimensions (H x W x D) mm 820 x 360 x 360	3.027539
Recessed Buffer tank 50 litres NEW for installation in SOLAR CONTAINER with PLUS and COMBI solutions.	 Dimensions (H x W x D) mm 410 x 950 x 350	3.027709
AUDAX connection kit for Solar Container NEW with recessed 50 litres buffer tank.		3.028171
Buffer tank 75 litres NEW wall-hung or floor-standing installation.	 Dimensions (Ø x H) mm 512 x 717	3.027288
Wall-hung bracket kit for Buffer tank 75 litres NEW		3.027290


* Equipped with casing to installed on AUDAX 6/8/12 versions.





Option kits TRIO V2 and TRIO MONO V2

Type		Code
<p>HYDRO 3 NEW Remote control and 3-way valve with limit micro-switch included</p> <p>Heating output 3,36 kW Cooling output 2,63 kW</p>		3.027918
<p>HYDRO 4 NEW Remote control and 3-way valve with limit micro-switch included</p> <p>Heating output 4,37 kW Cooling output 3,28 kW</p>		3.027919

Dehumidifier

<p>Dehumidifier kit to be used with radiant systems that also work in cooling mode (only for recessed installation with codes 3.022146 and 3.022147).</p>		3.021529
<p>Dehumidifier back frame kit to be used with radiant systems that also work in cooling mode.</p>		3.022146
<p>Dehumidifier front grille kit to be used with radiant systems that also work in cooling mode.</p>		3.022147

Option kits TRIO V2 and TRIO MONO V2

Type		Code
Anti-freeze protection kit (-15 °C) for boiler		3.017324
Solar kit composed by: plate heat exchanger, single solar pump station (with low consumption circulation pump), solar central unit, connection pipes, 12 litre solar expansion vessel, temperature probes (for collectors and storage tank).		3.024719
Solar probe kit for boiler		3.021452
Anti scale kit		3.020628
Recirculation kit (pump not included)		3.026169



HEAT PUMPS AND NO GAS SOLUTIONS

MAGIS PRO ErP

Air/water inverter single-phase splitted heat pumps	p.	28
Accessories: thermoregulation and option kits	p.	29

AUDAX 6/8/12/16 **PREVIEW**

Air/water inverter single-phase heat pumps	p.	32
Accessories: thermoregulation and option kits	p.	36

AUDAX 16/18/21 **PREVIEW**

Air/water inverter three-phase heat pumps	p.	33
Accessories: thermoregulation and option kits	p.	36

AUDAX TOP 6/8/12 ErP

Air/water inverter single-phase heat pumps	p.	34
Accessories: thermoregulation and option kits	p.	36

AUDAX TOP 16 ErP

Air/water inverter three-phase heat pump	p.	35
Accessories: thermoregulation and option kits	p.	36

TRIO V2 - BASE and PRO solutions **NEW**

Hydronic group for two zones plants and DHW production	p.	40
Accessories: thermoregulation and option kits	p.	42

TRIO MONO V2 - BASE and PRO solutions **NEW**

Hydronic group for one zone plants and DHW production	p.	41
Accessories: thermoregulation and option kits	p.	42

RAPAX 300 V2

Floor standing heat pump water heaters	p.	46
Accessories: option kits	p.	46

RAPAX 100 V2 **NEW**

Wall-hung heat pump water heaters	p.	47
Accessories: option kits	p.	47





Heat pumps are nowadays one of the best solutions in terms of comfort and respect of environment to heat and cool houses and offices.

Immergas range of heat pumps expands to allow more and more advanced solutions and offers splitted heat pumps (MAGIS PRO ErP), monoblock (AUDAX) and heat pumps dedicated to DHW production only (RAPAX V2).

The wide range of products enable installers and designers to choose the ideal solution for new building with low energy requirements both to realize "NO GAS" plants and to suggest heat pumps in the renovations of old plants where they want to take advantage of a renewable sources.



MAGIS PRO ErP

Split type reversible air/water inverter **heat pump** composed by an external unit and an indoor hydronic unit

- Reversible heating and cooling function
- Pre-loaded refrigerant fluid R410A
- Inverter rotary compressor
- Electronic lamination valve
- 4-way valve for cycle inversion
- Gas/Water heat exchanger, expansion vessel and flowmeter
- Low consumption pump
- 3-way diverter valve for connection at DHW storage tank
- Standard shut off knobs with 3/4" filter for water circuit



MAGIS PRO 5 ErP	55 °C A+	35 °C A++
MAGIS PRO 8 ErP	55 °C A+	35 °C A++
MAGIS PRO 10 ErP	55 °C A+	35 °C A++

Model	Hydronic unit dimensions (H x W x D) mm	External unit dimensions (H x W x D) mm	Hydronic unit empty appliance weight kg	External unit empty appliance weight kg
5	760 x 440 x 250	638 x 880 x 364	33,5	47,5
8	760 x 440 x 250	972 x 940 x 330	33,5	74,0
10	760 x 440 x 250	972 x 940 x 330	33,5	74,0

Model	Code	Heating output kW	Cooling output kW	COP (heating)	EER (cooling)	Refrigerant gas
MAGIS PRO 5 ErP	3.025694	5,80	6,03	4,53	3,61	R410A
MAGIS PRO 8 ErP	3.025695	7,71	7,58	4,08	3,77	R410A
MAGIS PRO 10 ErP	3.025696	9,70	7,58	4,09	3,77	R410A

Data referred to the following conditions: heating air/water temperature 7-6°C / 30-35 °C
cooling air/water temperature 35°-24 °C / 23°-18 °C








Thermoregulation for MAGIS PRO

Type		Code
CAR^{V2} (modulating remote control) Temperature control class V* or VI Contribution to seasonal space heating energy efficiency 3%* or 4%		Dimensions (H x W x D) mm 103 x 142 x 31 3.021395
CAR^{V2} WIRELESS (wireless weekly thermostat and modulating remote control) Temperature control class V* or VI Contribution to seasonal space heating energy efficiency 3%* or 4%		Dimensions (H x W x D) mm 103 x 142 x 31 Dimensions (H x W x D) mm 82 x 105 x 26 3.021623
CRONO 7 (weekly digital chronothermostat) Temperature control class IV* or VII Contribution to seasonal space heating energy efficiency 2%* or 3,5%		Dimensions (H x W x D) mm 103 x 142 x 31 3.021622
CRONO 7 WIRELESS (wireless weekly digital chronothermostat) Temperature control class IV* or VII Contribution to seasonal space heating energy efficiency 2%* or 3,5%		Dimensions (H x W x D) mm 103 x 142 x 31 Dimensions (H x W x D) mm 82 x 105 x 26 3.021624
Temperature/humidity active sensor kit to be used with radiant systems that also work in cooling mode. Temperature control class V or VI* Contribution to seasonal space heating energy efficiency 3% or 4%*		Dimensions (H x W x D) mm 127 x 80 x 30 3.021524
Room hygrostat to be used with radiant systems that also work in cooling mode		Dimensions (H x W x D) mm 70 x 115 x 40 3.023302
External probe kit to be used when external probe as standard in outdoor unit is not correctly exposed. Temperature control class II*, VI or VII Contribution to seasonal space heating energy efficiency 2%*, 4 or 3,5%		3.015266
2 relays board kit to be used without system controller to manage dehumidifiers		3.026302
Relay board kit to be installed inside internal unit, allows interface between zone valves and CAR ^{V2}		3.015350
Low temperature safety kit		3.019229
NTC probe for puffer		3.019375

* Temperature control class with default settings. Some heat regulation device can change class depending on the settings and operation modes that can be changed, for example Modulating or ON/OFF. The use of these devices contributes, in percentage, to the seasonal energy efficiency of the heating system.







Option kits for MAGIS PRO

Type		Code
UB INOX 120 V2 equipped with 2 concentric coil water/water heat exchangers Efficiency class C		3.027818
UB INOX 200 V2 equipped with 2 concentric coil water/water heat exchangers Efficiency class C		3.027819
INOXSTOR 200 V2* equipped with 2 coils water/water heat exchangers Efficiency class C		3.027746
Additional 2 kW electric resistance kit for INOXSTOR 200/300/500 V2		3.020861
Return temperature increase 3-way valve kit		3.020632
HYDRO 3 NEW water wall hung split. Remote control and 3-way valve with limit micro-switch included Heating output 3,36 kW Cooling output 2,63 kW		3.027918
HYDRO 4 NEW water wall hung split. Remote control and 3-way valve with limit micro-switch included Heating output 4,37 kW Cooling output 3,28 kW		3.027919

* INOXSTOR 300 and 500 V2 are available too.

Option kits for MAGIS PRO

Type		Code
<p>Buffer tank 75 litres NEW wall-hung or floor-standing installation.</p>		<p>Dimensions (Ø x H) mm 512 x 71</p> <p>3.027288</p>
<p>Wall-hung bracket kit for Buffer tank 75 litres NEW</p>		3.027290
<p>Distribution manifold kit for 1 direct and 1 mixed temperature zones for direct connection to MAGIS PRO.</p>		<p>Dimensions (H x W x D) mm 700 x 450 x 190</p> <p>3.026301</p>
<p>Condensate antifreeze heating cable kit NEW for external unit</p>		3.027385
<p>Connection kit for R410A circuit the purpose of this kit is to allow an easy connection of the refrigerant circuit, even in the case of pipes coming out from the wall on the internal unit MAGIS PRO.</p>		3.026089
<p>Dehumidifier kit to be used with radiant systems that also work in cooling mode.</p> <p>Only for recessed installation with codes 3.022146 and 3.022147</p>		3.021529
<p>Dehumidifier back frame kit to be used with radiant systems that also work in cooling mode.</p>		3.022146
<p>Dehumidifier front grille kit to be used with radiant systems that also work in cooling mode.</p>		3.022147
<p>3 kW integration electric resistance kit.</p>		3.026300
<p>Wall mounting brackets for external unit</p>		3.022154
<p>Anti freeze protection kit -15 °C (for hydronic unit)</p>		3.017324

AUDAX PREVIEW

Air/water inverter **single-phase heat pumps**

- 4 single-phase versions
- Hot/cold reversible functioning
- Combinable with external storage tank
- Combinable with gas heating boiler
- Inverter rotary compressor
- Electronic thermal expansion valve
- Modulating fan
- Low consumption system pump
- Gas/Water heat exchanger, expansion vessel, water flow-switch and 3 bar safety valve
- **Equipped with remote control** (thermostat function class VI), Y water filter 1", condensate drain fitting and antivibration supports
- Pre-loaded refrigerant fluid R410A



AUDAX 6	55 °C A++	35 °C A++
AUDAX 8	55 °C A++	35 °C A++
AUDAX 12	55 °C A++	35 °C A++
AUDAX 16 MONO	55 °C A++	35 °C A++

Model	Dimensions (H x W x D) mm	Weight kg
6	821 x 908 x 326	61
8	821 x 908 x 326	69
12	1363 x 908 x 326	104
16 MONO	1363 x 908 x 326	116

Model	Code	Heating output kW	Cooling output kW	COP (heating)	EER (cooling)	Refrigerant gas
AUDAX 6	3.027809	5,10	4,85	4,40	4,35	R410A
AUDAX 8	3.027810	7,15	8,00	4,10	4,00	R410A
AUDAX 12	3.027811	11,25	13,70	4,70	4,60	R410A
AUDAX 16 MONO	3.028238	15,10	16,00	4,25	4,10	R410A

Data [at the time of printing the document are not definitive] referred to the following conditions: heating air/water temperature 7-6°C / 30-35 °C
cooling air/water temperature 35-24 °C/ 23°-18 °C

AUDAX PREVIEW

Air/water inverter **three-phase heat pumps**

- Hot/cold reversible functioning
- Combinable with external storage tank
- Combinable with gas heating boiler
- Inverter rotary compressor
- Electronic thermal expansion valve
- Modulating fan
- Low consumption system pump
- Gas/Water heat exchanger, expansion vessel, water flow-switch and 3 bar safety valve
- **Equipped with remote control** (thermostat class VI), Y water filter 1", condensate drain fitting and antivibration supports
- Pre-loaded refrigerant fluid R410A



AUDAX 16	55 °C A+++	35 °C A+
AUDAX 18	55 °C A+	35 °C A+
AUDAX 21	55 °C A+	35 °C A+

Model	Dimensions (H x W x D) mm	Weight kg
16	1363 x 908 x 326	116
18	1579 x 1109 x 555	191
21	1579 x 1109 x 555	191

Model	Code	Heating output kW	Cooling output kW	COP (heating)	EER (cooling)	Refrigerant gas
AUDAX 16	3.027812	15,00	17,00	4,35	4,15	R410A
AUDAX 18	3.025563	17,10	20,20	4,10	3,80	R410A
AUDAX 21	3.026940	21,00	25,80	4,10	3,80	R410A

Data (at the time of printing the document are not definitive) referred to the following conditions: heating air/water temperature 7-6°C / 30-35 °C
cooling air/water temperature 35-24 °C / 23°-18 °C



AUDAX TOP ErP

Air/water inverter **single-phase heat pumps**

- 3 single-phase versions
- Hot/cold reversible functioning
- Combinable with external storage tank
- Combinable with gas heating boiler
- Inverter rotary compressor
- Electronic thermal expansion valve
- Modulating fan
- Low consumption system pump
- Gas/Water heat exchanger, expansion vessel, water flow-switch and 3 bar safety valve
- Equipped with Remote control (thermostat function class VI), Y water filter 1", condensate drain fitting and antivibration supports
- Pre-loaded refrigerant fluid R410A



AUDAX TOP 6 ErP	55 °C	A++	35 °C	A+
AUDAX TOP 8 ErP	55 °C	A+	35 °C	A
AUDAX TOP 12 ErP	55 °C	A+	35 °C	A+

Model	Dimensions (H x W x D) mm	Weight kg
6	821 x 908 x 326	61
8	821 x 908 x 326	69
12	1363 x 908 x 326	104

Model	Code	Heating output kW	Cooling output kW	COP (heating)	EER (cooling)	Refrigerant gas
AUDAX TOP 6 ErP	3.025557	5,76	7,04	4,28	3,70	R410A
AUDAX TOP 8 ErP	3.025558	7,16	7,84	3,97	3,99	R410A
AUDAX TOP 12 ErP	3.025560	11,86	13,54	3,95	3,66	R410A

Data referred to the following conditions: heating air/water temperature 7-6°C / 30-35 °C
cooling air/water temperature 35-24 °C / 23°-18 °C



AUDAX TOP 16 ErP

Air/water inverter **three-phase heat pumps**

- Hot/cold reversible functioning
- Combinable with external storage tank
- Combinable with gas heating boiler
- Inverter rotary compressor
- Electronic thermal expansion valve
- Modulating fan
- Low consumption system pump
- Gas/Water heat exchanger, expansion vessel, water flow-switch and 3 bar safety valve
- Equipped with Remote control (thermostat class VI), Y water filter 1", condensate drain fitting and antivibration supports
- Pre-loaded refrigerant fluid R410A



AUDAX TOP 16






Model	Dimensions (H x W x D) mm	Weight kg
16	1363 x 908 x 326	116

Model	Code	Heating output kW	Cooling output kW	COP (heating)	EER (cooling)	Refrigerant gas
AUDAX TOP 16 ErP	3.025562	15,00	16,00	4,20	3,81	R410A

Data referred to the following conditions: heating air/water temperature 7-6°C / 30-35 °C
cooling air/water temperature 35-24 °C / 23°-18 °C









Thermoregulation for AUDAX

Type		Code
System controller Temperature control class VI* or VIII Contribution to seasonal space heating energy efficiency 4%* or 5%		Dimensions (H x W x D) mm 110 x 105 x 60 3.021522
System controller expansion kit**		Dimensions (H x W x D) mm 110 x 70 x 60 3.021547
Remote control kit Temperature control class V or VI* Contribution to seasonal space heating energy efficiency 3% or 4%*		Dimensions (H x W x D) mm 143 x 86 x 36 3.023364
Temperature/humidity active sensor kit to be used with radiant systems that also work in cooling mode. Temperature control class V or VI* Contribution to seasonal space heating energy efficiency 3% or 4%*		Dimensions (H x W x D) mm 127 x 80 x 30 3.021524
Storage tank NTC probe**		3.019375
Solar collector temperature probe kit		3.019374
Room hygrostat to be used with radiant systems that also work in cooling mode.		Dimensions (H x W x D) mm 70 x 115 x 40 3.023302
CRONO 7 (weekly digital chronothermostat) Temperature control class IV* or VII Contribution to seasonal space heating energy efficiency 2%* or 3,5%		Dimensions (H x W x D) mm 103 x 142 x 31 3.021622
CRONO 7 WIRELESS (wireless weekly digital chronothermostat) Temperature control class IV* or VII Contribution to seasonal space heating energy efficiency 2%* or 3,5%		Dimensions (H x W x D) mm 103 x 142 x 31 3.021624 Dimensions (H x W x D) mm 82 x 105 x 26
EMR 12 VDC relay kit		3.023945
SSR 6 VDC relay kit		3.023946
Low temperature safety kit **		3.013794

* Temperature control class with default settings. Some heat regulation device can change class depending on the settings and operation modes that can be changed, for example Modulating or ON/OFF, The use of these devices contributes, in percentage, to the seasonal energy efficiency of the heating system.

** Standard accessory in the hydraulic kits code 3.021527 and 3.021528 (see page 37).




Option kits for AUDAX

Type		Code
Distribution manifold kit for 1 direct and 2 mixed temperature zones* (the kit includes an expansion for the system controller for each zone, a 24 Vac transformer and an NTC probe for each mixed delivery. Wall-hung or recessed installation).		3.021527
Distribution manifold kit for 2 mixed temperature zones (the kit includes an expansion for the system controller for each zone, a 24 Vac transformer and an NTC probe for each delivery. Wall-hung or recessed installation).		3.021528
Dehumidifier kit to be used with radiant systems that also work in cooling mode (only for recessed installation with codes 3.022146 and 3.022147).		3.021529
Dehumidifier back frame kit to be used with radiant systems that also work in cooling mode.		3.022146
Dehumidifier front grille kit to be used with radiant systems that also work in cooling mode.		3.022147
Return temperature increase 3-way valve kit		3.020632
12 litre system expansion vessel kit		3.011679
Integration electric resistance kit 2, 4 or 6 kW for heating system		3.021525
Additional 5 kW electric resistance kit for UB 1000/1500 V2 and UB 750 V2		3.020862
Additional 2 kW electric resistance kit for INOXSTOR 200/300/500 V2 and UB 550/750 V2		3.020861
Wall mounting brackets for AUDAX 6/8		3.022154
Connection kit with anti-vibration flexible pipes and shut-off knobs 1" for AUDAX		3.025954

* Direct zone means operating at the maximum temperature settable 60°C (57°C vers. 21).






Option kits for AUDAX

Type		Code
Horizontal buffer tank with capacity of 25 litres*		3.027842
Horizontal buffer tank with capacity of 75 litres*		3.027843
Horizontal buffer tank with capacity of 100 litres*		3.027844
Horizontal buffer tank with capacity of 200 litres*		3.027845
Buffer tank 75 litres NEW wall-hung or floor-standing installation.		Dimensions (Ø x H) mm 512 x 717 3.027288
Wall-hung bracket kit for Buffer tank 75 litres NEW		3.027290
Vertical buffer tank 50 litres NEW ideal for outdoor installation for coupling with AUDAX.		Dimensions (H x W x D) mm 820 x 360 x 360 3.027539
Condensate antifreeze heating cable kit NEW for AUDAX 6/8/12/16/16 MONO.		3.027385
Antivibration support kit AUDAX 18 /21.		3.027654

* Equipped with casing to be installed under AUDAX 6/8/12/16 versions.

Option kits for AUDAX

Type		Code
UB INOX 120 V2 equipped with 2 concentric coil water/water heat exchangers Efficiency class C		3.027818
UB INOX 200 V2 equipped with 2 concentric coil water/water heat exchangers Efficiency class C		3.027819
INOXSTOR 200 V2* equipped with 2 coils water/water heat exchangers Efficiency class C		3.027746
HYDRO 3 NEW water wall hung split. Remote control and 3-way valve with limit micro-switch included Heating output 3,36 kW Cooling output 2,63 kW		3.027918
HYDRO 4 NEW water wall hung split. Remote control and 3-way valve with limit micro-switch included Heating output 4,37 kW Cooling output 3,28 kW		3.027919

* INOXSTOR 300 and 500 V2 are available too.

TRIO V2 **NEW**

Hydronic group for two zones plants and DHW production

- Hybrid system for recessed (SOLAR CONTAINER) or in-house (DOMUS CONTAINER) installation.
- 2 solutions:

BASE NO GAS system with hydronic heat pump (AUDAX 6/8/12)

PRO NO GAS system with splitted heat pump (MAGIS PRO 5/8/10 ErP)

In order to realize the complete system with TRIO V2 you need to choose:

- the container for installation
- AUDAX single-phase heat pump (BASE solution) or MAGIS PRO ErP (PRO solution)
- hydraulic installation kit, specific for each solution
- accessories according to installation needs



Type	Code
<p>TRIO V2 includes:</p> <ul style="list-style-type: none"> • DHW storage tank in stainless steel with double coil 160 litres of capacity (class C) • system controller integrated. Remote panel control supplied as standard suitable also as thermoregulator (class VI) 	<ul style="list-style-type: none"> • hydraulic distribution unit for two zones (one straight and one mixed) that includes: hydraulic manifold, 1 three-way valve, 1 mixing valve, 2 low consumption pumps, DHW expansion vessel 8 litres, safety valve 8 bar and thermostatic mixing valve. All components are insulated. <p>3.027830</p>

TRIO MONO V2 **NEW**

Hydronic group for one zone plants and DHW production

- Hybrid system for recessed (SOLAR CONTAINER) or in-house (DOMUS CONTAINER) installation.
- 2 solutions:

BASE NO GAS system with hydronic heat pump (AUDAX 6/8/12)

PRO NO GAS system with splitted heat pump (MAGIS PRO 5/8/10 ErP)

In order to realize the complete system with TRIO MONO V2 you need to choose:

- the container for installation
- AUDAX single-phase heat pump (BASE solution) or MAGIS PRO ErP (PRO solution)
- hydraulic installation kit, specific for each solution
- accessories according to installation needs





Type	Code
<p>TRIO MONO V2 includes:</p> <ul style="list-style-type: none"> • DHW storage tank in stainless steel with double coil 160 litres of capacity (class C) • system controller integrated. Remote panel control supplied as standard suitable also as thermoregulator (class VI) • hydraulic distribution unit for one zone that includes: hydraulic manifold, 1 low consumption pump, DHW expansion vessel 8 litres, safety valve 8 bar and thermostatic mixing valve. All components are insulated. 	3.027831



Accessories for TRIO V2 and TRIO MONO V2

Box

Type		Code
<p>SOLAR CONTAINER (recessed frame) is the first of the main components of TRIO V2 systems. It allows the housing of the main components (except the heat pump AUDAX and the external unit of MAGIS PRO.</p>	 <p>Dimensions (H x W x D) mm 2200 x 950 x 350 Empty weight: 66 kg</p>	3.020166
<p>DOMUS CONTAINER (technical box) is the first of the main components of TRIO V2 systems. It allows the housing of the main components (except the heat pump AUDAX.</p>	 <p>Dimensions (H x W x D) mm 2110 x 975 x 365 Empty weight: 74 kg</p>	3.022167
<p>Aesthetic upper cover for DOMUS CONTAINER</p>		3.027175

Connection kit

Bottom connection kit	3.020575
Lateral connection kit	3.020574
Rear connection kit	3.020630

Matching kit

<p>AUDAX connection kit includes: hydraulic fittings, expansion vessel and manometer.</p>	3.024713
<p>MAGIS PRO ErP connection kit includes: hydraulic and gas R410A fittings, support bracket for indoor unit of MAGIS PRO ErP and NTC probe for storage tank.</p>	3.026303




Thermoregulation for TRIO V2 and TRIO MONO V2

Type		Code
CRONO 7 (weekly digital chronothermostat) Temperature control class IV* or VII Contribution to seasonal space heating energy efficiency 2%* or 3,5%	 <p>Dimensions (H x W x D) mm 103 x 142 x 31</p>	3.021622
CRONO 7 WIRELESS (wireless weekly digital chronothermostat) Temperature control class IV* or VII Contribution to seasonal space heating energy efficiency 2%* or 3,5%	 <p>Dimensions (H x W x D) mm 103 x 142 x 31</p> <p>Dimensions (H x W x D) mm 82 x 105 x 26</p>	3.021624
Remote control kit* To be used in PRO version Temperature control class V or VI* Contribution to seasonal space heating energy efficiency 3% or 4%*		3.023364
Temperature/humidity active sensor kit To be used with radiant systems that also work in cooling mode (only for TRIO V2). Temperature control class V or VI* Contribution to seasonal space heating energy efficiency 3% or 4%*	 <p>Dimensions (H x W x D) mm 127 x 80 x 30</p>	3.021524
Room hygrostat to be used with radiant systems that also work in cooling mode.	 <p>Dimensions (H x W x D) mm 70 x 115 x 40</p>	3.023302
External probe kit to be used in PRO versions when external probe as standard on external unit is not correctly exposed. Temperature control class II*, VI or VII Contribution to seasonal space heating energy efficiency 2%*, 4 or 3,5%		3.015266
Low temperature safety kit to be used in PRO version.		3.019229
Low temperature safety kit to be used in BASE version.		3.013794

* Temperature control class with default settings. Some heat regulation device can change class depending on the settings and operation modes that can be changed, for example Modulating or ON/OFF. The use of these devices contributes, in percentage, to the seasonal energy efficiency of the heating system.







Option kits TRIO V2 and TRIO MONO V2

Type		Code
<p>Solar kit composed by: plate heat exchanger, single solar pump station (with low consumption circulation pump), solar central unit, connection pipes, 12 litre solar expansion vessel, temperature probes (for collectors and storage tank).</p>		3.024719

Buffer tanks





Minimum water content is mainly important to provide proper execution of heat pump defrosting cycles. **In this regard, the minimum amount of water must be 6 l/kW for AUDAX and 7 l/kW for MAGIS PRO ErP for any type of system.** It is also important to check that the dehumidifier line has a minimum of 3 l/kW of the machine (dehumidifier hydraulic circuit connection reference).

Horizontal buffer tank with capacity of 25 litres*		3.027842
Horizontal buffer tank with capacity of 75 litres*		3.027843
Horizontal buffer tank with capacity of 100 litres*		3.027844
Horizontal buffer tank with capacity of 200 litres*		3.027845
<p>Vertical Buffer tank 50 litres NEW ideal for outdoor installation for coupling with AUDAX 6/8</p>		<p>Dimensions (H x W x D) mm 820 x 360 x 360</p> 3.027539
<p>Recessed Buffer tank 50 litres NEW for installation in SOLAR CONTAINER with PLUS and COMBI solutions.</p>		<p>Dimensions (H x W x D) mm 410 x 950 x 350</p> 3.027709
<p>AUDAX connection kit for Solar Container NEW with recessed 50 litres buffer tank.</p>		3.028171
<p>Buffer tank 75 litres NEW wall-hung or floor-standing installation.</p>		<p>Dimensions (Ø x H) mm 512 x 717</p> 3.027288
<p>Wall-hung bracket kit for Buffer tank 75 litres NEW</p>		3.027290
<p>Buffer tank 15 litres for MAGIS PRO ErP to be installed in SOLAR or DOMUS CONTAINER</p>		3.026304


* Equipped with casing to installed on AUDAX 6/8/12 versions.



Option kits TRIO V2 and TRIO MONO V2

Type		Code
Recirculation kit (pump not included)		3.026169
Integration electric resistance kit 2, 4 or 6 kW for heating system, only for BASE version.		3.021525
1,5 kW sanitary electric resistance		3.024897
3 kW integration electric resistance kit for heating system, only for PRO version.		3.026300
Anti scale kit		3.020628
Wall mounting brackets for AUDAX 6/8 and external unit of MAGIS PRO		3.022154
Anti-freeze protection kit (-15 °C) for boiler		3.017324
Condensate anti-freeze heating cable kit NEW for AUDAX 6/8/12 and for external unit of MAGIS PRO		3.027385
HYDRO 3 NEW Remote control and 3-way valve with limit micro-switch included Heating output 3,36 kW Cooling output 2,63 kW		3.027918
HYDRO 4 NEW Remote control and 3-way valve with limit micro-switch included Heating output 4,37 kW Cooling output 3,28 kW		3.027919

Dehumidifier

Dehumidifier kit to be used with radiant systems that also work in cooling mode (only for recessed installation with codes 3.022146 and 3.022147).		3.021529
Dehumidifier back frame kit to be used with radiant systems that also work in cooling mode.		3.022146
Dehumidifier front grille kit to be used with radiant systems that also work in cooling mode.		3.022147

RAPAX 300 V2

Heat pump **water heater**

- 2 models: one with solar integration (RAPAX 300 SOL V2) and one without (RAPAX 300 V2)
- Tank capacity 270 litres
- Pre-loaded refrigerant fluid R134A
- Extremely low noise level
- PV contact for self-consumption
- Eco friendly
- Heating pump air temperature working range from -5 to +43 °C
- Maximum delivery temperature 62 °C
- Electric resistance 1,8 kW as standard



RAPAX 300 V2



RAPAX 300 SOL V2



Model	Dimensions (H x W x D) mm	Empty appliance weight kg
300 V2	1950 x 620 x 665	92,8
300 SOL V2	1950 x 620 x 665	108

Model	Code	Storage tank capacity litres	Power delivered to the water by the heat pump (in nominal conditions + 15 °C) kW	COP ambient temperature 15°C	DHW production mixed at 40 °C (62 °C pump heat) litres	Refrigerant gas
RAPAX 300 V2	3.027346	270	1,65	3,41*	520	R134A
RAPAX 300 SOL V2	3.027347	270	1,65	3,41*	520	R134A

Installation of RAPAX V2 involves the addition to the plant of a water Supply expansion vessel health and a safety valve properly sized.

* According to EN 16147, water from 10 to 54 °C.

Option kits

Type	Code
Safety valve and expansion vessel kit	3.025231
Duct adapter Ø160*	3.025232
Extension pipe kit Ø160 0,5 m long*	3.024659
Extension pipe kit Ø160 1 m long*	3.024516
87° bend kit Ø160*	3.024517
2 x 45° bend kit Ø160*	3.024518
Inlet/exhaust pipes insulation kit for RAPAX 300 V2	3.027545

* The ducts are required to intake and expulsion air on external. Its are not insulated.



RAPAX 100 V2 **NEW**

Wall-hung heat pump **water heater**

- Tank capacity 100 litres
- Pre-loaded refrigerant fluid R134A
- Extremely low noise level
- PV contact for self-consumption
- Eco friendly
- Heating pump air temperature working from -5 to +43 °C
- Maximum delivery temperature 62 °C
- Electric resistance 1,2 kW as standard



RAPAX 100 V2



Dimensions (H x W x D) mm	Empty appliance weight kg
1234 x 529 x 539	57,0

Model	Code	Storage tank capacity litres	Power delivered to the water by the heat pump (in nominal conditions + 15 °C) kW	COP ambient temperature 15°C	DHW production mixed at 40 °C (62 °C pump heat) litres	Refrigerant gas
RAPAX 100 V2	3.028366	100	0,9	2,75*	151	R134A

Installation of RAPAX 100 V2 involves the addition to the plant of a water Supply expansion vessel health and a safety valve properly sized.

* According to EN 16147, water from 10 to 62 °C.

Option kits

Type	Code
Safety valve and expansion vessel kit NEW	3.028368
Extension pipe kit Ø125 0,5 m long*	3.016370
Extension pipe kit Ø125 1 m long*	3.016371
Extension pipe kit Ø125 2 m long*	3.015250
87° bend kit Ø125*	3.016179
2 x 45° bend kit Ø125*	3.016180
Inlet/exhaust pipes insulation kit for RAPAX 100 V2 NEW	3.028371

* The ducts are required to intake and expulsion air on external. They are not insulated.



THERMAL SOLAR SYSTEMS

PUMP-CIRCULATED SOLAR PACKS for domestic hot water

INOX SOL V2 CP4 XL flat-plate collector + INOXSTOR V2 and accessories	p.	50
INOX SOL LUX V2 CSV 14 vacuum collector + INOXSTOR V2 and accessories	p.	51
BASIC SOL V2 1 CP4 XL flat-plate collector and accessories	p.	52
BASIC SOL LUX V2 1 CSV 14 vacuum collector and accessories	p.	53

COMBINED PUMP-CIRCULATED SOLAR PACKS for heating and domestic hot water

DOMESTIC SOL V2 CP4 XL flat-plate collector + UB 550 V2 or 750 V2 and accessories	p.	54
DOMESTIC SOL LUX V2 CSV 14 vacuum collector + UB 550 V2 or 750 V2 and accessories	p.	55

ACCESSORIES for pump-circulated solar systems

Thermoregulation	p.	56
UB INOX 80, 120 and 200 V2 stainless steel storage tank unit	p.	57
UB INOX SOLAR 200 V2 stainless steel storage tank unit with built-in solar circuit	p.	58
INOXSTOR 200, 300 and 500 V2 stainless steel storage tank unit	p.	59
UB 1000, 1500 and 2000 V2 vitrified steel storage tank unit	p.	60
UB 550 and 750 V2 combined storage tank unit	p.	61
Option kits for storage tank unit	p.	62
CP4 XL/M flat-plate collector	p.	63
CSV 14 vacuum collector	p.	63
Solar Collector installation kits for CP4 XL/M and CSV 14	p.	64
Solar pump stations ErP	p.	69
Solar valve kit	p.	69
Hydraulic accessories	p.	70

SOLAR PACKS WITH NATURAL CIRCULATION for domestic hot water

NATURAL SOL	p.	72
--------------------	----	----

ACCESSORIES for solar packs with natural circulation	p.	73
---	----	----

Indicative performance of solar packs for production of domestic hot water

The solar packs are presented with indications on the number of people who can be served on a level of the domestic hot water demand. These indications are provided referring to solar collectors facing south and installed at a 30° angle in Italy.

Indicative performance of combined solar packs

These solutions have variable performance based on the inclination and exposure of the solar collectors as well as the building energy demand and the type of heating elements.

The data supplied must be considered as general indications. Always refer to qualified technicians to design and implement the system, who will take care of the correct Dimensioning of the solar systems.



In recent years solar thermal systems have imposed themselves as one of the most widespread resources of renewable energy. The growing ecological awareness has stimulated Immergas to further improve the performance of its products by designing **innovative solutions for every type of living context**. With the solar thermal range, Immergas introduces system solutions to make it easier for designers and installers to offer efficient integrated systems, capable of providing high energy savings.

Depending on the building's more efficient solution, Immergas offers three types of packs:

- DOMESTIC SOL V2, complete combined pump-circulated packs, to integrate heating services and generate domestic hot water
- INOX SOL V2 and BASIC SOL V2, complete pump-circulated packs to generate domestic hot water with or without INOX storage tank included
- NATURAL SOL, 3 complete packs with natural circulation, to generate domestic hot water



INOX SOL V2

Solar pack with forced circulation with CP4 XL flat-plate collector and INOXSTOR V2 storage tank unit

INOX SOL V2 includes as per standard:

- A. INOXSTOR V2 stainless steel storage tank unit** for production of domestic hot water, insulated (efficiency class C) with stainless steel double coil including NTC probe for connection to Immergas boiler < 35 kW and brackets for installation of relative pump station. The following components can be mounted directly on the storage tank:
- **single low consumption pump station** with safety valve 6 bar and flow rate regulator (1-6 l/min) with relative connection kit
 - **solar central unit** with temperature probes (storage tank unit and collector)
- The use of this storage tank unit involves the installation of an appropriately sized DHW expansion vessel and safety valve, not included in the supply.*
- B. CP4 XL flat-plate collector** complete with aluminium support frame for vertically installed collector
- C. Expansion vessel** with accessories
- D. Complete hydraulic fittings** for mounting the collector
- E. 3/4" adjustable thermostatic mixing valve**
- F. Tank** of 20 kg of premixed glycole
- G. Brackets for slates and tiles** for planar installation on sloped roofs with relative fixing accessories



The CP4 XL flat-plate collectors can also be installed horizontally; for instructions and additional kits see page 64.

Solar pack	Code	Number of collectors	Storage tank Capacity (litres)	Expansion vessel Capacity (litres)	Number of glycole tank	Number of brackets
INOX SOL 200 V2 Indicative solution* for units of up to 3 persons	3.027832	1	200	18	1	4
INOX SOL 300 V2 Indicative solution* for units from 4 to 8 persons	3.027834	2	300	18	1	6
INOX SOL 500 V2 Indicative solution* for family units/small businesses	3.027836	4	500	35	2	10

* see page 48



INOX SOL LUX V2

Solar pack with forced circulation with CSV 14 vacuum collector and INOXSTOR V2 storage tank unit

INOX SOL LUX V2 includes as per standard:

A. **INOXSTOR V2 stainless steel storage tank unit** for production of domestic hot water, insulated (efficiency class C) with stainless steel double coil including NTC probe for connection to Immergas boiler < 35 kW and brackets for installation of relative pump station. The following components can be mounted directly on the storage tank:

- **double low consumption pump station** with 6 bar safety valve flow rate regulator and air separating device with relative connection kit
- **solar central unit*** with temperature probes (storage tank unit and collector)

The use of this storage tank unit involves the installation of an appropriately sized DHW expansion vessel and safety valve, not included in the supply.

B. **CSV 14 vacuum collector** complete with **aluminium support frame** for vertically installed collector

C. **Expansion vessel** with accessories

D. **Complete hydraulic fittings** for mounting the collector

E. $\frac{3}{4}$ " adjustable thermostatic **mixing valve**

F. **Tank** of 20 kg of premixed **glycole**

G. **Brackets for slates and tiles** with relative vertical uprights for planar installation on sloped roofs with relative fixing accessories.



** Consult the website immergas.com or contact our Customer Service to perform fixing.*

Solar pack	Code	Number of collectors	Storage tank Capacity (litres)	Expansion vessel Capacity (litres)	Number of glycole tank	Number of brackets
INOX SOL 200 LUX V2 Indicative solution* for units from 3 to 4 persons	3.027833	1	200	35	1	4
INOX SOL 300 LUX V2 Indicative solution* for units from 5 to 9 persons	3.027835	2	300	35	1	6
INOX SOL 500 LUX V2 Indicative solution* for several family units/small businesses	3.027837	3	500	80	2	8

* see page 48



BASIC SOL V2

Solar pack with forced circulation with 1 CP4 XL flat-plate collector for coupling with HERCULES CONDENSING ErP boilers (models with built-in 120 litre storage tank)

BASIC SOL V2 includes as per standard:

- A. **1 CP4 XL flat-plate collector** complete with **1 aluminium support frame** for one vertically installed collector
- B. **Single low consumption pump station** with 6 bar safety valve and flow rate regulator (1-6 l/min) with relative connection kit
- C. **Solar central unit** with temperature probes (storage tank unit and collector)
- D. **18 litre expansion vessel** with accessories
- E. **Complete hydraulic fittings** for mounting the collector
- F. $\frac{3}{4}$ " adjustable thermostatic **mixing valve**
- G. **1 tank** of 20 kg of premixed **glycole**
- H. **4 brackets for slates and tiles** for planar installation on sloped roofs with relative fixing accessories

BASIC SOL V2 + HERCULES CONDENSING ErP are the solution that integrate:

- **boiler**
- **storage tank** (use the optional solar collector coupling kit code 3.019998 not supplied in the pack)
- **solar heating system**
- **heating system area distribution** improving aesthetics and reducing technical clearance inside the home



Solar pack	Code
BASIC SOL V2 Indicative solution* for units from 2 to 3 persons	3.025641

* see page 48



BASIC SOL LUX V2

Solar pack with forced circulation with 1 CSV 14 vacuum collector for coupling with HERCULES CONDENSING ErP boilers (models with built-in 120 litre storage tank)

BASIC SOL LUX V2 includes as per standard:

- A. **1 CSV 14 vacuum collector** complete with **1 aluminium support frame** for one vertically installed collector
- B. **Double low consumption pump station** with 6 bar safety valve, flow rate regulator (1-6 l/min) and air separating device with relative connection kit
- C. **Solar central unit** with temperature probes (storage tank unit and collector)
- D. **35 litre expansion vessel** with accessories
- E. **Complete hydraulic fittings** for mounting the collector
- F. $\frac{3}{4}$ " adjustable thermostatic **mixing valve**
- G. **1 tank** of 20 kg of premixed **glycole**
- H. **4 brackets for slates and tiles** with relative vertical uprights for level installation on sloped roofs with relative fixing accessories

BASIC SOL LUX V2 + HERCULES CONDENSING ErP are the solution that integrate:

- **boiler**
- **storage tank** (use the optional solar collector coupling kit code 3.019998 not supplied in the pack)
- **solar heating system**
- **heating system area distribution** improving aesthetics and reducing technical clearance inside the home



Solar pack	Code
BASIC SOL LUX V2 Indicative solution* for units of up to 3 persons	3.025642

* see page 48




DOMESTIC SOL V2

Combined pump-circulated solar pack with CP4 XL flat-plate collectors and storage tank unit

DOMESTIC SOL V2 includes as per standard:

- A. **Combined storage tank unit**, insulated, for heating integration with a 28.5 litre immersed stainless steel coil for production of domestic hot water and solar integration coil. Supplied with connections for boiler and auxiliary heat generator (for example AUDAX heat pump), the storage tank unit is integrated by the following components:
 - **double low consumption pump station** with 6 bar safety valve flow rate regulator (2-12 l/min) and air separating device with relative connection kit
 - **PRO Solar central unit with** four temperature probes (storage tank unit and collector)
 - **NTC probe** for Immergas boiler connection < 35 kW
- B. **CP4 XL flat-plate collectors** complete with **aluminium support frames** for vertically installed collectors
- C. **80 litre expansion vessel** with accessories
- D. **Complete hydraulic fittings** for mounting the collectors
- E. $\frac{3}{4}$ " adjustable thermostatic **mixing valve**
- F. **2 tanks** of 20 kg of premixed **glycole**
- G. **Brackets for slates and tiles** for planar installation on sloped roofs with relative fixing accessories



The CP4 XL flat-plate collectors can also be installed horizontally; for instructions and additional kits see page 64.

Solar pack	Code	Number of collectors	Combined storage tank unit Capacity (litres)	Expansion vessel Capacity (litres)	Number of glycole tank	Number of brackets
DOMESTIC SOL 550 V2 Solution* for single-family houses	3.027838	4	550	80	2	10
DOMESTIC SOL 750 V2 Solution* for single-family houses	3.027840	5	750	80	2	12

* see page 48



DOMESTIC SOL LUX V2

Combined pump-circulated solar pack with CSV 14 vacuum collectors and storage tank unit

DOMESTIC SOL LUX V2 includes as per standard:

- A. **Combined storage tank unit**, insulated, for heating integration with a 28.5 litre immersed stainless steel coil for production of domestic hot water and solar integration coil. Supplied with connections for boiler and auxiliary heat generator (for example AUDAX heat pump), the storage tank unit is integrated by the following components:
 - **double low consumption pump station** with 6 bar safety valve flow rate regulator (2-12 l/min) and air separating device with relative connection kit
 - **PRO Solar central unit** with four temperature probes (storage tank unit and collector)
 - **NTC probe** for Immergas boiler connection < 35 kW
- B. **CSV 14 vacuum collectors** complete with **aluminium support frames** for vertically installed collectors
- C. **80 litre expansion vessel** with accessories
- D. **Complete hydraulic fittings** for mounting the collectors
- E. $\frac{3}{4}$ " adjustable thermostatic **mixing valve**
- F. **2 tanks** of 20 kg of premixed **glycole**
- G. **Brackets for slates and tiles** with relative vertical uprights for planar installation on sloped roofs with relative fixing accessories






Solar pack	Code	Number of collectors	Combined storage tank unit Capacity (litres)	Expansion vessel Capacity (litres)	Number of glycole tank	Number of brackets
DOMESTIC SOL 550 LUX V2 Solution* for single-family houses	3.027839	3	550	80	2	8
DOMESTIC SOL 750 LUX V2 Solution* for single-family houses	3.027841	4	750	80	2	10

* see page 48



Thermoregulation for thermal solar systems

Type		Code
<p>Solar central unit thanks to the probe supplied as per standard, it controls the circulation pump based on the real availability of solar energy and the temperature of the solar storage tank. Installable on wall or into electric panel or into UB INOX 120-200 V2</p>	 <p>Dimensions (H x W x D) mm 173 x 110 x 47</p>	3.019097
<p>PRO solar central unit advanced central unit, capable of managing special systems (such as two sets of collectors on double-pitched roofs, heating systems integration, heating integration for swimming pools etc.). Supplied as per standard with four probes, to be able to control two different Δt based on the type of system required.</p>		3.019519
<p>Storage tank NTC probe kit for storage tank for coupling boilers <35 kW with commercial storage tank unit or to be used to manage the solar system coupled to thermal plants using the system controller code 3.021522. Provided as per standard on all storage tank units in the catalogue except UB 550/750 V2</p>		3.019375
<p>Solar collector temperature probe kit for UB INOX SOLAR 200 V2 as per standard with these products</p>		1.028812
<p>Solar collector temperature probe kit to be used to manage the solar system coupled to thermal plants using the cascade and zone regulator code 3.015244 or system controller code 3.021522</p>		3.019374
<p>Storage tank unit temperature probe kit to be used to control the storage tank unit temperature coupled to thermal plants using the cascade and zone regulator code 3.015244.</p>		3.015268
<p>Solar probe kit to be used with all VICTRIX models and MAIOR EOLO in case of pre-heating of inlet DHW by storage tank and solar thermal solution.</p>		3.021452

UB INOX 80, 120, 200 V2

Stainless steel storage tank units for DHW

Individual solar components

The UB INOX storage tank unit range is made of stainless steel, ideal for containing domestic hot water, with upper inspection flange. Casing painted in RAL 9010.

The UB INOX storage tank units are equipped with:

- **2 extractable, stainless steel double concentric coil water/water heat exchangers** (1 for UB INOX 80 V2 model)
- **8 bar safety valve and 8 litre domestic hot water expansion vessel** with 2.5 bar preload
- **2 probe-supports and NTC probe** for Immergas boiler connection < 35 kW
- **storage tank draining valve**
- **thermometer and thermometer probe**
- **magnesium anode**
- **50 mm soft upper, lower and frontal insulation, 50 mm stiff perimeter insulation**
- **connection to solar collectors with optional kits** for UB INOX 120 V2 and 200 V2 models (see page 62)
- **set up for insertion of solar central unit** for UB INOX 120 V2 and 200 V2 (see page 56)



Model	Code	Capacity (litres)	Efficiency class	Dimensions (mm) H x W x D
UB INOX 80 V2	3.027817	83,9	C	850 x 550 x 550
UB INOX 120 V2	3.027818	128,0	C	850 x 650 x 650
UB INOX 200 V2	3.027819	199,0	C	1250 x 650 x 650



UB INOX SOLAR 200 V2

Stainless steel storage tank units for DHW with built-in solar circuit

Individual solar components

The UB INOX SOLAR 200 V2 storage tank unit (code 3.027820) is an integrated solution consisting in a 200 litre stainless steel storage tank unit for production of domestic hot water, inspection flange and built-in solar circuit. Casing painted in RAL 9010. Ideal for installing systems with limited space. It is equipped with:

- **2 extractable stainless steel double concentric coil water/water heat exchangers**
- **NTC probe** for Immergas boiler connection < 35 kW
- **1-6 l/min single solar low consumption pump station**
- **18 litre solar expansion vessel**
- **12 litre domestic hot water expansion vessel**
- **8 bar domestic hot water safety valve**
- **6 bar solar circuit safety valve**
- **¾" thermostatic mixing valve**
- **solar central unit integrated in storage tank control panel** with relative temperature probes
- **magnesium anode**
- **50 mm soft upper, lower and frontal insulation, 50 mm stiff perimeter insulation**
- **solar circuit water pressure gauge**



Model	Code	Capacity (litres)	Efficiency class	Dimensions (mm) H x W x D
UB INOX SOLAR 200 V2	3.027820	199,0	C	1250 x 650 x 750

INOXSTOR 200, 300, 500 V2

Stainless steel storage tank units for DHW

Individual solar components

The range of new INOXSTOR stainless steel solar storage tanks, is ideal to contain domestic hot water with an inspection flange at the lower part. The storage tanks are equipped with:

- **2 stainless steel coils water/water heat exchangers**
- **2 probe-supports and NTC probe** for Immergas boiler connection < 35 kW
- **thermometer**
- **double magnesium anode**
- **suitable flexible insulation which can be disassembled** (6 cm thick on INOXSTOR 200 - 300 V2 and 8 cm thick on INOXSTOR 500 V2)
- **pre-arranged to fix pump station to the body of the storage tank**
- pre-arranged to electronic anode (optional) code 3.025003

The use of this storage tank unit involves the installation of an appropriately sized DHW expansion vessel and safety valve, not included in the supply.



Model	Code	Capacity (litres)	Efficiency class	Dimensions (mm)		Material
				Height	external diameter	
INOXSTOR 200 V2	3.027746	202,6	C	1325	620	Stainless steel
INOXSTOR 300 V2	3.027747	279,0	C	1715	620	Stainless steel
INOXSTOR 500 V2	3.027748	480,3	C	1735	810	Stainless steel



UB 1000, 1500, 2000 V2

Vitrified steel storage tank units for DHW

Individual solar components

The vitrified steel storage tank units are characterised by an internal glazed enamel treatment (also called vitrification) that makes the product highly resistant to water and steam as well as protecting it from corrosion, thus guaranteeing the inalterability of the chemicalphysical features of the domestic hot water. They are the ideal solution for centralised systems. The vitrified steel storage tank units **have an inspection flange** in the lower part and are equipped with:

- **2 coil water/water heat exchangers**
- **2 probe-supports and NTC probe** for Immergas boiler connection < 35 kW
- **thermometer and thermometer probe**
- **magnesium anode** (2 for UB 2000 V2)
- **UB 1000 V2 and UB 1500 V2 pre arranged for electrical resistance** (see page 62)
- **polyurethane (PU) rigid insulation thick 70 mm** on UB 1000 V2, thick 100 mm on UB 1500 V2 (which can be disassembled in case of necessity)
- **polyurethane (PU) flexible insulation thick 100 mm** on UB 2000 V2 (which can be disassembled in case of necessity)

The use of this storage tank unit involves the installation of an appropriately sized DHW expansion vessel and safety valve, not included in the supply.



Model	Code	Capacity (litres)	Dimensions (mm)		Material
			Height	External diameter	
UB 1000 V2	3.027815	888,5	2210	950	Vitrified steel
UB 1500 V2	3.027816	1388,0	2250	1200	Vitrified steel
UB 2000 V2	3.025605	2032,0	2570	1300	Vitrified steel



UB 550, 750 V2

Combined storage tank units

Individual solar components

The combined storage tank units for heating and domestic hot water integration consists in a storage tank suitable to contain primary heating circuit water. They are specifically intended to be used in single-family homes.

They are equipped with:




- **stainless steel water/water heat exchanger**, for the production of domestic hot water, which passes through the entire height of the storage tank for an overall capacity of 28.5 litres
- **water/water heat exchanger** with storage tank development in the lower part allowing solar integration coupled with the collectors
- **connections with boiler**
- **connections for auxiliary heat generator** (for example AUDAX heat pumps and LUXOR pellet boilers)
- **pre-arranged to fix double pump station to the body of the storage tank**
- **pre arranged for electrical resistance** (see page 62)
- **polyurethane (PU) rigid insulation thick 70 mm** (which can be disassembled in case of necessity)



Model	Code	Capacity (litres)	Dimensions (mm)	
			Height	External diameter
UB 550 V2	3.027813	553,0	1930	810
UB 750 V2	3.027814	733,0	1770	950



Option kits for storage tank unit

Type		Code
Electronic anode kit for INOXSTOR 200-300, 500 V2		3.025003
Additional 2 kW electric resistance kit for INOXSTOR 200-300-500 V2 and UB 550-750 V2 Power supply 230 or 400 Vac		3.020861
Additional 5 kW electric resistance kit for UB 1000-1500 V2 and UB 750 V2 Power supply 230 or 400 Vac		3.020862
Solar collector connection kit for UB INOX 200 V2		3.022195
Solar collector connection kit for UB INOX 120 V2		3.022197
Connection kit for 2 UB INOX 120 V2 or 2 UB INOX 200 V2 in parallel		3.022212
Solar collector connection kit for 2 UB INOX 120 V2 or 2 UB INOX 200 V2 in parallel		3.022196
UB INOX 80 V2 recirculation pipe kit		3.022198
UB INOX 120 V2 recirculation pipe kit		3.022199
UB INOX 200/200 SOLAR V2 recirculation pipe kit		3.022200
2 UB INOX 120 V2 or 2 UB INOX 200 V2 in parallel recirculation pipe kit		3.022201

CP4 XL/M flat-plate collector

Individual solar components

The **CP4 XL/M flat-plate collector** are characterised by:

- **SOLAR KEYMARK certification** and conformity with **EN 12975**
- **can be installed either vertically or horizontally**
- **special hardened glass** (4 mm thick) with low iron content for high solar transmission
- **optimum handling** thanks to its contained weight
- **high resistance** to atmospheric conditions and heat stress
- **insulation** using mineral wool (40 mm thick)
- **reversibility of connections and less head losses**
- **4 connections with "smooth" pipe, without fittings**
- **possibility of connecting up to 6 collectors in series**



Model	Dimensions (H x W x D) mm	Collector weight (empty) kg
CP4 XL	2151 x 1198 x 84	47,0
CP4 M	1731 x 1198 x 84	37,1

Model	Code	Gross surface/ Solar absorption area (m ²)	Optical efficiency (according to EN 12975)	Stagnation maximum temperature (dry) °C
CP4 XL flat-plate collector	3.022664	2,52/2,31	0,759	234
CP4 M flat-plate collector	3.022876	2,03/1,84	0,759	234

CSV 14 vacuum collector

Individual solar components

The **CSV 14 vacuum collector** is characterised by:

- **Large absorption surface** (2,33 m²)
- **SOLAR KEYMARK certification** and conformity with **EN 12975**
- **high energy yield the whole year round** thanks to special parabolic concentrator mirror
- **CPC14 type and ideal heat insulation using glass vacuum tubes**
- **easy replacement of individual tube** without having to empty the system
- **reversibility of connections**
- **2 connections on opposite sides with 3/4" M-F threaded fittings**
- **can only be installed vertically**
- **possibility of connecting up to 6 collectors in series**



Dimensions (H x W x D) mm	Collector weight (empty) kg
1647 x 1616 x 107	42,0

Model	Code	Gross surface/ Solar absorption area (m ²)	Optical efficiency (according to EN 12975)	Stagnation maximum temperature (dry) °C
CSV 14 vacuum collector	3.022694	2,57/2,33	0,588	272

Option kits for thermal solar systems

Solar collector installation kits for CP4 XL/M and CSV 14

There are different assembly solutions for installation of new solar collectors based on the type of covering or the positioning of the collectors themselves (vertically or horizontally). The following pages illustrate all the components available in the catalogue based on positioning and type of collector.

The list below provides the configurations available based on the installation kits provided in the catalogue.

NB: All solar packs with forced circulation are provided with frame, fitting and fixing kits for vertical installation only on sloped roofs above tiles.

CP4 XL/M FLAT-PLATE COLLECTORS

KIT FOR INSTALLATION ON TILES

- Vertical installation see page 65
- Horizontal installation see page 65

KIT FOR FREE STANDING INSTALLATION

- Vertical installation see page 65
- Horizontal installation see page 65

KIT FOR RECESSED INSTALLATION WITH OUTFLOW UNDER THE COLLECTOR

- Vertical installation see page 66
- Universal installation (vertically or horizontally) see page 66 **NEW**

KIT FOR RECESSED INSTALLATION WITH OUTFLOW OVER THE COLLECTOR **NEW**

- Vertical installation see page 66
- Horizontal installation see page 66

FIXING SYSTEMS FOR CP4 XL/M FLAT-PLATE COLLECTORS see page 67

HYDRAULIC CONNECTIONS FOR CP4 XL/M FLAT-PLATE COLLECTORS see page 67

CSV 14 VACUUM COLLECTORS

KIT FOR VERTICAL INSTALLATION ON TILES see page 68

KIT FOR FREE - STANDING VERTICAL INSTALLATION see page 68

KIT FOR VERTICAL RECESSED INSTALLATION see page 68

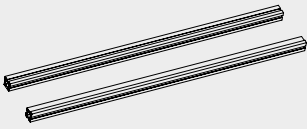
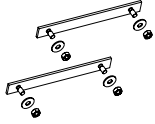
FIXING SYSTEMS FOR CSV 14 VACUUM COLLECTORS see page 68

HYDRAULIC CONNECTIONS FOR CSV 14 VACUUM COLLECTORS see page 68

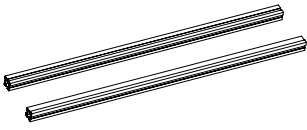
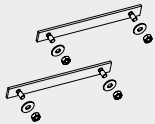


Option kits for thermal solar systems

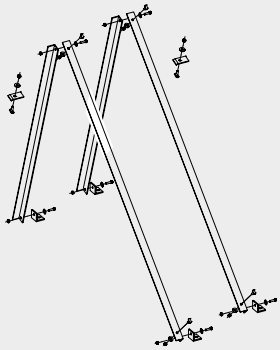
Kit for vertical installation on tiles CP4 XL/M flat-plate collectors

Type		Code
Frame on tiles kit for 1 vertical CP4 XL/M flat-plate collector		3.022670
Frame on tiles kit for 2 vertical CP4 XL/M flat-plate collectors		3.022671
Frame connection kit for additional CP4 XL/M flat-plate collector		3.022681

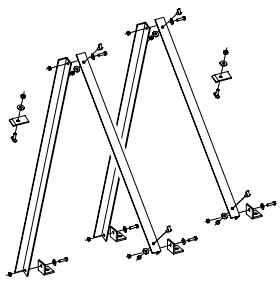
Kit for horizontal installation on tiles CP4 XL/M flat-plate collectors

Frame on tiles kit for 1 horizontal CP4 XL/M flat-plate collector		3.022749
Frame connection kit for additional CP4 XL/M flat-plate collector		3.022681

Kit for free-standing vertical installation CP4 XL/M flat-plate collectors

Basic free-standing 45° installation kit for 1 vertical CP4 XL/M flat-plate collector		3.022674
Free-standing 45° installation extension kit for vertical CP4 XL/M flat-plate collector		3.022677

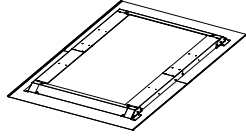
Kit for free-standing horizontal installation CP4 XL/M flat-plate collectors

Free-standing 45° installation kit for 1 flat-plate collector		3.022750
---	--	----------



Option kits for thermal solar systems

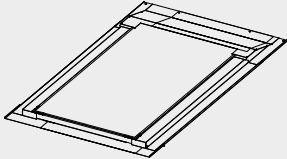
Kit for vertical recessed installation CP4 XL/M flat-plate collectors with outflow under the collector

Type		Code
Recessed kit for 1 flat-plate collector		3.022213
Recessed frame extension kit for CP4 XL/M flat-plate collector		3.023028

Kit for universal recessed installation (vertically or horizontally) CP4 XL/M flat-plate collectors with outflow under the collector **NEW**

Universal recessed kit for 1 flat-plate collector		3.025469
Universal recessed frame extension kit for CP4 XL/M flat-plate collector		3.025477

Kit for vertical recessed installation CP4 XL/M flat-plate collectors with outflow over the collector **NEW**

Recessed kit with outflow over the frame for 1 vertical flat collector CP4 XL		3.027735
Recessed kit with outflow over the frame for 1 vertical flat collector CP4 M		3.027768
Recessed extension kit with outflow over the frame for additional CP4 XL/M flat plate collector		3.027736

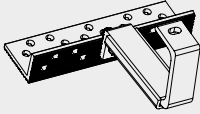
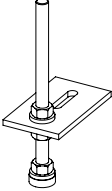
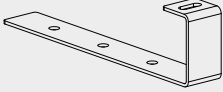
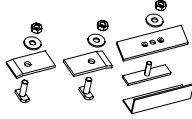
Kit for horizontal recessed installation CP4 XL/M flat-plate collectors with outflow over the collector **NEW**

Recessed kit with outflow over the frame for 1 horizontal flat-plate collector CP4 XL/M		3.027769
Recessed extension kit with outflow frame for additional CP4 XL/M flat-plate collector		3.027849



Option kits for thermal solar systems

Fixing systems for CP4 XL/M flat-plate collectors

Type		Code
4 brackets kit for slates/tiles for CP4 XL/M flat-plate collector This kit is standard in all Solar packets		3.022678
2 brackets kit for slates/tiles for CP4 XL/M flat-plate collector		3.022680
4 brackets kit for slates/tiles to be drilled for CP4 XL/M flat-plate collector*		3.019105
4 "L" shaped brackets kit for slates/tiles on smooth roofs for CP4 XL/M flat-plate collector*		3.022776
Fixing elements kit for CP4 XL/M flat-plate collector this kit must always be added when using the kits code 3.019105 and code 3.022776		3.022922

Hydraulic connections for CP4 XL/M flat-plate collectors

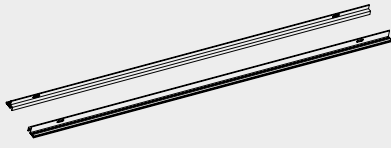

Connection kit for 1 vertical CP4 XL/M flat-plate collector	3.022797
Connection kit for additional vertical CP4 XL/M flat-plate collector	3.019085
Air Vent kit and fitting for Ø 22 mm pipe for horizontal CP4 XL/M flat-plate collector	3.022849
2 plug kit for CP4 XL/M flat-plate collector	3.020364
2 reduced plugs kit for multiple recessed installation of CP4 XL/M flat-plate collector in horizontal and connected to separate plants	3.026082
Connection extendible kit for horizontal short side CP4 XL/M flat-plate collector	3.025693
Connection extendible kit for horizontal long side CP4 XL/M flat-plate collector	3.026073

*Add the fixing element kit code 3.022922 if you are installing a complete solar pack

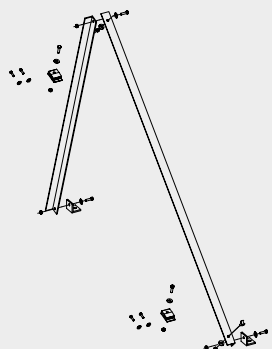


Option kits for thermal solar systems

Kit for vertical installation on tiles CSV 14 vacuum collectors

Type		Code
Frame on tiles kit for 1 vertical CSV 14 vacuum collector		3.022701
Frame connection kit for additional CSV 14 vacuum collector		3.022735

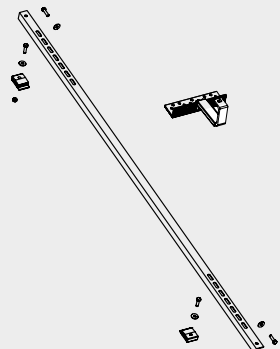
Kit for free - standing vertical installation CSV 14 vacuum collectors

Free-standing 45° installation kit for 1 vertical CSV 14 vacuum collector		3.022733
--	---	----------

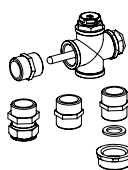
Kit for vertical recessed installation CSV 14 vacuum collectors

Recessed kit for 1 vacuum collector		3.022215
-------------------------------------	--	----------

Fixing systems for CSV 14 vacuum collectors

2 brackets kit for slates/tiles for CSV 14 vacuum collector		3.022700
--	--	----------

Hydraulic connections for CSV 14 vacuum collectors

Connection kit for 1 CSV 14 vacuum collector		3.022796
---	--	----------

Option kits for thermal solar systems

Solar pump stations ErP

These units can be installed on the INOXSTOR 200-300-500 V2 storage tank units (see page 59) and UB 550-750 V2 (see page 61).

The kit includes:

- low consumption circulation pump
- 6 bar safety valve
- 0-10 bar pressure gauge
- one-way ball valve, thermometer and connection to the safety unit
- flow rate regulated
- attachment for expansion vessel
- filling valve
- draining valve
- insulation
- 1" hydraulic connections
- 230 V ~ power supply voltage



Model	Code
Single solar pump station ErP with 1-6 l/min flow rate	3.025662
Single solar pump station ErP with 2-12 l/min flow rate	3.025663
Double solar pump station ErP with 1-6 l/min flow rate	3.025664
Double solar pump station with 2-12 l/min flow rate	3.025665
Double solar pump station ErP with 8-28 l/min flow rate	3.025666

Nut kit for steel pipe*

Model	Code
1" nut kit for DN 20 steel pipe	3.021009
1" nut kit for DN 16 steel pipe	3.019981

**for connection to solar pump stations*

This kit is not necessary when you use code 3.019125 and 3.020354 (see page 70).

Solar valve kit

This kit is particularly interesting in all installations where, due to the design, there is the need to couple an instantaneous, boiler downstream from the solar heating system, therefore feeding the boiler cold water inlet with pre-heated water from the solar collectors.

The most interesting solutions are:







- **Application on semi-centralised condominium systems** where the solar system is centralised for the production of domestic hot water, while every housing has an autonomous instantaneous boiler for room heating and integration of domestic hot water
- **Application of solar systems with storage tank with instantaneous boiler**






Model	Code
Solar valve kit for instantaneous wall-hung boilers	3.018911



Option kits for thermal solar systems

Type		Code
¾" thermostatic mixing valve kit 42 °C - 60 °C adjustment range and maximum inlet temperature of 90 °C		3.019099
1"½ thermostatic mixing valve kit 42 °C - 60 °C adjustment range and maximum inlet temperature of 85 °C		3.020322
18 litres expansion vessel kit Including metal clamp and wall fixing bracket	 <i>18 litre expansion vessel</i>	3.019131
24 litres expansion vessel kit Including metal clamp and wall fixing bracket		3.019138
35 litres expansion vessel kit Including wall fixing bracket		3.019135
80 litres expansion vessel kit With support for placing on the floor		3.019139
Automatic valve kit for expansion vessel (as standard for all packs)		3.023005
Solar collector connection kit for HERCULES ErP Condensing (models with built-in 120 litre storage tank) It must be used coupled with the typical BASIC SOL V2 and BASIC SOL LUX V2 packs		3.019998
Ø 18 copper pipe connection kit for collectors		3.019089
DN 16 steel pipe connection kit for collectors		3.019125
DN 20 steel pipe connection kit for collectors		3.020354

Option kits for thermal solar systems

Type		Code
¾" nut kit for DN 16 steel pipe* For connection to solar collectors		1.027255
1" nipples kit for stainless steel pipes DN20		3.021008
¾" nipples kit for stainless steel pipes DN16		3.020300
Tank of glycole (20 l) for CP4 XL/M flat-plate collectors NEW Already mixed and ready to use. Antifreeze protection up to - 25 °C		3.028517
Tank of glycole (20 l) for CSV 14 vacuum collectors NEW Already mixed and ready to use. Antifreeze protection up to - 25 °C		3.028518
Cover for CP4 M flat-plate collector		1.028522
Cover for CP4 XL flat-plate collector		1.033271
Cover for CSV 14 vacuum collector		1.033273
System filling pump station		3.018742
DHW priority 3-way valve kit for DOMESTIC SOL V2		3.020633
Return temperature increase 3-way valve kit for DOMESTIC SOL V2		3.020632



NATURAL SOL

Solar pack with natural circulation with flat-plate collector and storage tank unit

NATURAL SOL includes as per standard:

- flat-plate collector
- storage tank unit - double walled, insulated, vitrified steel - with two magnesium anodes
- 3 bar safety valve (solar circuit)
- 6 bar safety valve (DHW circuit)
- fixing system for sloped roofs (on roof) and free-standing installation* on flat roofs or on the ground
- bottles of glycole (to be mixed with water; water content in solar circuit equal to 10 litres)
- insulated pipes for collector-storage tank connection
- hydraulic fittings and screws for assembly

* The installation requires a structural calculation that considers the place of installation and static equilibrium of the system respect to action of wind and atmospheric agents.









A supplementary DHW expansion vessel could be necessary.



Solar pack	Code	Number of collectors	Storage tank capacity (litres)	Number of glycole tank
NATURAL SOL 150 Indicative solution* for units of up to 3 persons	3.020217	1	150	2
NATURAL SOL 200 Indicative solution* for units of up to 3-4 persons	3.020647	1	200	2
NATURAL SOL 280 Indicative solution* for units of up to 6 persons	3.020218	2	280	3

* see page 48

Option kits for thermal solar systems

Type		Code
Solar valve kit for instantaneous wall-hung boilers*		3.018911
3/4" thermostatic mixing valve kit		3.019099
Integrative 1,5 kW electric resistance kit (ideal to guarantee the anti-freeze function)		3.020341
Pressure - temperature safety valve kit		3.020342
Electronic anode kit		3.020344
Glycole for NATURAL SOL (1 litre bottle)		1.028473
By-pass kit for NATURAL SOL		3.022453
4 brackets kit for slates/tiles to fix directly on roof		3.019236

* In some models, functioning of the burner and boiler pump can be deactivated when a temperature close to the set temperature is detected. Therefore it is possible to avoid using the solar valve kit by installing a thermostatic mixing valve upstream the boiler. For further information contact our Customer Service.

PELLET BOILERS **NEW**

WITH-IN PELLET TANK

LUXOR floor standing compact for technical place	p.	76
Accessories: thermoregulation and option kits	p.	77



The new range of pellet boilers LUXOR joins the renewable product range Immergas. The use of pellet as energy source for heating and DHW production is an excellent opportunity to take advantage of renewable energy source even in combustion. .

LUXOR is ideal for domestic solutions where a technical place or boiler room is sufficient for installation and ordinary maintenance of the appliance by the user.



LUXOR NEW

Floor standing compact for technical place

- **Low power consumption pump** as standard
- **Ceramic electric heater** for a quick ignition
- Built-in pellet tank with feeding screw and capacity from 46 to 80 kg
- Wide modulation range
- Control panel installable, according to needs, on lateral sides, either on the right or on the left
- Energy classification: **class 5** (according to EN 303-5)
- Safety valve and expansion vessel (8 litres) as standard
- Brazier with cast iron crucible, removable for cleaning purposes
- Practical drawer for ash extraction under the crucible
- Practical mechanical removal system of unburned residues from the exchanger flue pipes
- Insulated door with material vermiculite-based with double covering and magnetic closing
- Suitable for installation in boiler room or technical place
- Puffer probe as standard
- Power supply socket and switch
- Hydraulic connection 3/4" delivery/return
- Only for indoor installation
- **Protection index IPX5D**



LUXOR 16	
LUXOR 20	
LUXOR 24	
LUXOR 28	
LUXOR 33	

Model	Dimensions (H x W x D) mm	Empty appliance weight kg
16	1081 x 562 x 701	180
20	1240 x 630 x 787	240
24	1240 x 630 x 787	240
28	1368 x 692 x 872	290
33	1368 x 692 x 872	290

Model	Code	Heat output kW	Modulating heat output	Pellet tank capacity kg
LUXOR 16	3.028481	14,40	30 – 100%	46 – 70
LUXOR 20	3.028482	17,51	30 – 100%	60 – 92
LUXOR 24	3.028483	21,51	24 – 100%	60 – 92
LUXOR 28	3.028484	24,50	26 – 100%	80 – 123
LUXOR 33	3.028485	29,14	21 – 100%	80 – 123




Accessories LUXOR

Thermoregulation

Type		Code
CRONO 7 (weekly digital chronothermostat)	 <p>Dimensions (H x W x D) mm 103 x 142 x 31</p>	3.021622
CRONO 7 WIRELESS (wireless weekly digital chronothermostat)	  <p>Dimensions (H x W x D) mm 103 x 142 x 31</p> <p>Dimensions (H x W x D) mm 82 x 105 x 26</p>	3.021624

Option kits

Anti condensation mixing valve kit NEW		3.028491
Level sensor kit NEW		3.028493
Draught adjuster kit - Recommended for chimneys with long paths (over 10 meters) NEW		3.028488
Pellet tank with feeding screw capacity 500 l - 320 kg NEW		3.028486
Pellet tank with feeding screw capacity 350 l - 225 kg NEW		3.028487
Pellet charger control unit NEW		3.028492
UB 300 V2 NEW Combined storage tank units for heating integration and domestic hot water production. Manufacturing characteristics similar to UB 550 e 750 V2, with insulated tank suitable to contain water of heating primary circuit and an heat exchanger, for the production of domestic hot water, which passes through the whole height of the storage tank. Dimensions H x Ø mm 1.400 x 540 Efficiency class C.		3.028480
UB 550 V2 Combined storage tank units for heating integration and domestic hot water production (see page 61).		3.027813
UB 750 V2 Combined storage tank units for heating integration and domestic hot water production (see page 61)		3.027814

LIGHT COMMERCIAL

VICTRIX PRO ErP

Wall-hung modular condensing boiler	p.	80
-------------------------------------	----	----

Accessories: thermoregulation, flue systems and option kits	p.	81
---	----	----

ARES PRO **NEW**

Floor-standing modular condensing boiler	p.	92
--	----	----

Accessories: thermoregulation and option kits	p.	93
---	----	----

ARES TEC ErP

Floor-standing modular condensing boiler	p.	94
--	----	----

Accessories: thermoregulation flue systems and option kits	p.	95
--	----	----



Light commercial gas boilers range is dedicated to centralized plants, both when they are built as new or replaced. The range can satisfy powers up to 7.000 kW.

All models are featured by:

- high performance and low power consumption thanks to condensing technology
- low emissions
- single/modular operation
- low consumption pump
- wide modulation range
- natural gas or LPG operation



VICTRIX PRO ErP

Wall-hung modular condensing boiler for heating only

- Wide range (5 models)
- High efficiency and low pollutant emissions thanks to condensing technology
- Low consumption pump
- Modulating heat output from 10 to 100%
- Possible indoor or outdoor installation (thanks to special supporting frame)
- Double NTC probe for optimum temperature control
- Electronic control board microprocessor driven
- Electronic ignition and modulation
- Possibility of installation in cascade (up to 8 appliances)
- Hydraulic options and flue systems for cascade installations (up to 5 appliances)
- Possibility to connect a separate storage tank unit
- Standard frost protection up to -5 °C



VICTRIX PRO 35 ErP



VICTRIX PRO 55 ErP



Model	Dimensions (H x W x D) mm	Empty appliance weight kg
35 2 ErP	843 x 442 x 453	51,2
55 2 ErP	843 x 442 x 453	51,4
80 2 ErP	1038 x 600 x 497	79,5
100 2 ErP	1038 x 600 x 497	95,9
120 2 ErP	1038 x 600 x 497	102,5

Model	Code N.G. L.P.G.	Heat output kW		Efficiency at nominal heat output		Protection index
		80-60 °C	50-30 °C	80-60 °C	50-30 °C	
VICTRIX PRO 35 2 ErP	3.025622 3.025622GPL	34,0	37,3	97,3%	107,0%	IPX5D
VICTRIX PRO 55 2 ErP	3.025618 3.025618GPL	49,9	54,8	97,3%	106,8%	IPX5D
VICTRIX PRO 80 2 ErP	3.025619 3.025619GPL	73,0	80,3	97,0%	106,6%	IPX5D
VICTRIX PRO 100 2 ErP	3.025620 3.025620GPL	90,0	98,8	97,5%	107,0%	IPX5D
VICTRIX PRO 120 2 ErP	3.025621 3.025621GPL	111,0	121,7	97,3%	106,7%	IPX5D

Thermoregulation for VICTRIX PRO ErP

Systems of control and heat adjustment for single installation

Based on the type of installation and comfort required, the following accessories can be used with VICTRIX PRO ErP.

Type		Code
Remote control for single VICTRIX PRO ErP This is a modulating control unit that serves to optimize climatic management of the temperature in rooms. It can only be used on systems with a single temperature control Temperature control class V* or VI Contribution to seasonal space heating energy efficiency 3%* or 4%	 <p>Dimensions (H x W x D) mm 138 x 90 x 28</p>	3.020358
CRONO 7 Temperature control class IV* or VII Contribution to seasonal space heating energy efficiency 2%* or 3,5%	 <p>Dimensions (H x W x D) mm 103 x 142 x 31</p>	3.021622
CRONO 7 WIRELESS (wireless weekly digital chronothermostat) Temperature control class IV* or VII Contribution to seasonal space heating energy efficiency 2%* or 3,5%	 <p>Dimensions (H x W x D) mm 103 x 142 x 31 Dimensions (H x W x D) mm 82 x 105 x 26</p>	3.021624
External probe kit Temperature control class II*, VI or VII Contribution to seasonal space heating energy efficiency 2%*, 4 or 3,5%		3.015266
System delivery probe kit Connected to the boiler board, it measures the delivery temperature after the hydraulic manifold		3.024245
DHW probe kit Connected to the boiler board, it measures the DHW temperature of a storage tank		3.025467

* Temperature control class with default settings. Some heat regulation device can change class depending on the settings and operation modes that can be changed, for example Modulating or ON/OFF. The use of these devices contributes, in percentage, to the seasonal energy efficiency of the heating system.

TECHNICAL NOTE

If VICTRIX PRO ErP is used without a Cascade and zones regulator and fitted with the system delivery probe kit code 3.024245 (optional) and DHW probe kit code 3.025467 (optional), the boiler electronics will be able to control:

- a DHW secondary pump;
- a HEATING SYSTEM secondary pump (not mixed).

It is also possible to control a simple cascade i.e. 2 boilers with uniform power and:

- a DHW secondary pump;
- a HEATING SYSTEM secondary pump



Thermoregulation for VICTRIX PRO ErP

Systems of control and heat adjustment for installation in battery

The following accessories can be used with VICTRIX PRO ErP in cascade to control the central heating system and optimize climatic regulation.

Type		Code
<p>Cascade and zones regulator kit It can manage VICTRIX PRO ErP in cascade and max 3 heating system zones plus 1 DHW circuit</p> <p>Temperature control class VI* or VIII Contribution to seasonal space heating energy efficiency 4%* or 5%</p>	 <p>Dimensions (H x W x D) mm 96 x 144 x 75</p>	3.015244
<p>Wall box kit for cascade and zones regulator If the cascade and zone regulator is not install inside an electrical box</p>		3.015265
<p>Zone manager kit</p> <p>Temperature control class V* or VI Contribution to seasonal space heating energy efficiency 3%* or 4%</p>	 <p>Dimensions (H x W x D) mm 138 x 90 x 28</p>	3.015264
<p>Modulating room thermostat</p> <p>Temperature control class V* or VI Contribution to seasonal space heating energy efficiency 3%* or 4%</p>	 <p>Dimensions (H x W x D) mm 90 x 83 x 35</p>	3.015245
<p>CRONO 7</p> <p>Temperature control class IV* or VII Contribution to seasonal space heating energy efficiency 2%* or 3,5%</p>	 <p>Dimensions (H x W x D) mm 103 x 142 x 31</p>	3.021622
<p>CRONO 7 WIRELESS (wireless weekly digital chronothermostat)</p> <p>Temperature control class IV* or VII Contribution to seasonal space heating energy efficiency 2%* or 3,5%</p>	 <p>Dimensions (H x W x D) mm 103 x 142 x 31</p> <p>Dimensions (H x W x D) mm 82 x 105 x 26</p>	3.021624
<p>Flow probe kit</p>		3.015267
<p>Storage tank probe kit</p>		3.015268
<p>Solar collector temperature probe kit</p>		3.019374
<p>External probe kit</p> <p>Temperature control class II*, VI or VII Contribution to seasonal space heating energy efficiency 2%*, 4 or 3,5%</p>		3.024511
<p>Tele-management kit Can be combined exclusively with the cascade and zone regulator for connection to an ethernet network or via router/modem to an ADSL line for connection to a remote system</p>	 <p>Dimensions (H x W x D) mm 160 x 145 x 48</p>	3.024244








* Temperature control class with default settings. Some heat regulation device can change class depending on the settings and operation modes that can be changed, for example Modulating or ON/OFF, The use of these devices contributes, in percentage, to the seasonal energy efficiency of the heating system.



Flue systems “Green series” for VICTRIX PRO ErP





VICTRIX PRO ErP have a dedicated set of kits for air suction/fume exhaust built to guarantee high resistance to corrosion, ease of installation and functional fit, thanks also to the bayonet fastening system and special sealing gaskets.

Configuration B₂₃ - open chamber, fan assisted

Type		Code
Vertical terminal outlet kit Ø 80		3.015256
Vertical terminal outlet outdoor kit Ø 80 (stainless steel)		3.024295
Horizontal kit Ø 80 (to discharge in the chimney)		3.015254
Horizontal terminal outlet kit Ø 80 (to discharge horizontally)		3.015255
4 extension pipes Ø 80 kit 0,5 m long		3.014642
4 extension pipes Ø 80 kit 1 m long		3.012088
1 extension pipe Ø 80 2 m long		3.016837
45° bend Ø 80 kit		3.012092
4 x 90° bends Ø 80 kit		3.012091

Flue systems “Green series” for VICTRIX PRO ErP

Configuration C - sealed chamber, fan assisted

Type		Code
Horizontal concentric kit Ø 80/125		3.015242
Vertical concentric kit Ø 80/125		3.015243
Extension pipe kit Ø 80/125 1 m long		3.018667
Extension pipe kit Ø 80/125 2 m long		3.015246
2 x 45° Bend kit Ø 80/125		3.015248
87° Bend kit Ø 80/125		3.015247
Flashing Kit Ø 80/125 for flat roof		3.015249

Gasket kit

10 pcs. Gasket kit Ø 80		3.015343
Gasket kit Ø 110		3.015344
Gasket kit Ø 125		3.015345

Flue systems “Green series” for VICTRIX PRO ErP

Ø 80 mm flexible ducting system **NEW**

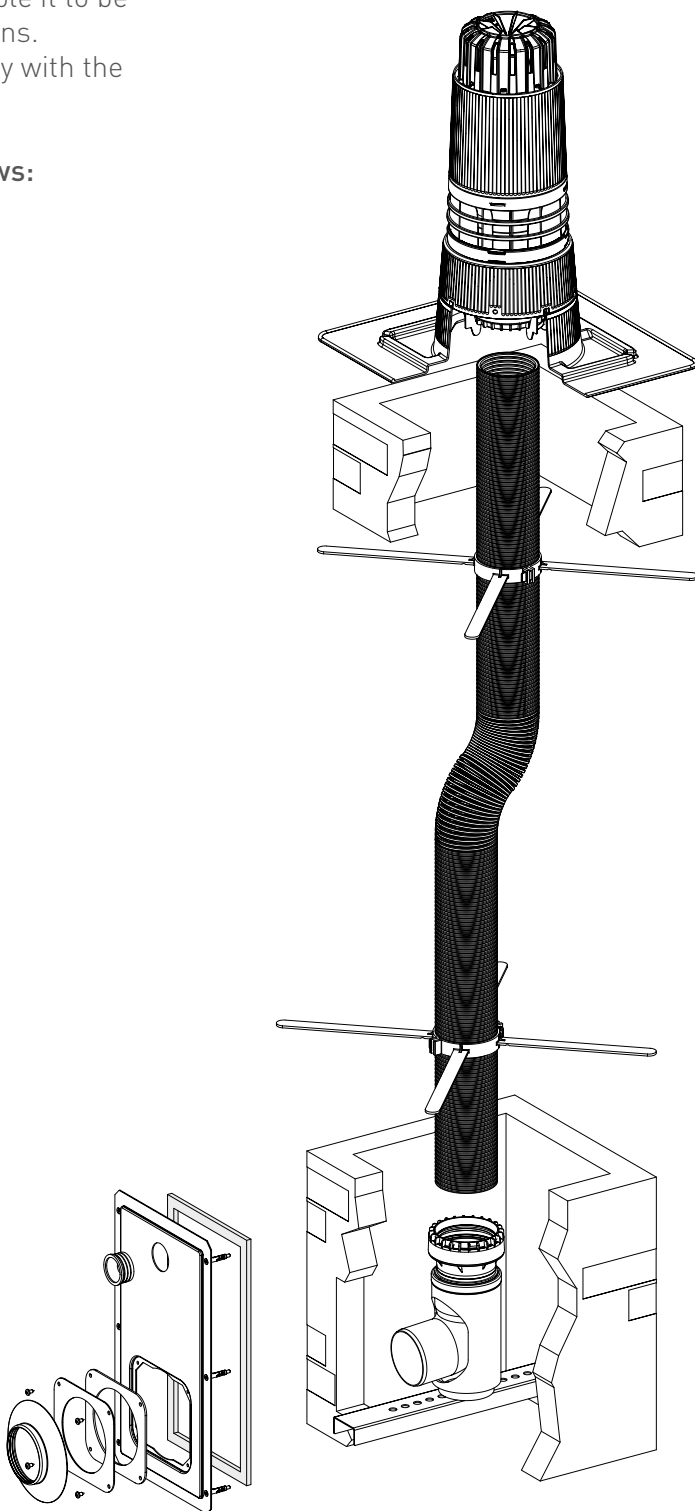
The Immergas flexible ducting system consists of a series of modules and components, identified as individual kits, which, assembled according to specific installation needs, make up the complete system and enable it to be combined with the various known plant solutions.

The installation has to be realized in conformity with the assembling instruction provided.

The maximum allowed pipe length is as follows:







- VICTRIX PRO 35 ErP, 11 m
- VICTRIX PRO 55 ErP, 15 m
- VICTRIX PRO 80 ErP, 14 m
- VICTRIX PRO 100 ErP, 7 m
- VICTRIX PRO 120 ErP, 3,5 m

EC Certificate according to UNI EN 14471



Flue systems “Green series” for VICTRIX PRO ErP



Ø 80 mm flexible ducting system

Description		Code
Flexible ducting kit Ø 80 mm, L=12 m + 4 centering spacers		3.027875
Support bend kit Ø 80 mm 87° and flexible ducting adapter Ø 80		3.027873
Support bend kit Ø 80 mm 70° M and flexible ducting adapter Ø 80		3.027874
Vertical outlet kit Ø 80/125 for flexible ducting Ø 80 Useful when there's a boiler with 80/80 pipe kit and ducting system with the only flue gas exhaust (C ₅ type), or in presence of concentric flue systems (C ₉ type)		3.027876
Chimney hole closing panel kit		3.012008
Flexible/flexible adapter kit for flexible ducting Ø 80		3.027877

Flue systems “Green series” for VICTRIX PRO ErP

Cascade installation – “Green Series” exhaust manifolds



With installations in central heating systems, using up to 5 VICTRIX PRO ErP in the battery, in configuration B₂₃ (open chamber fan assisted), Immergas supplies special exhaust manifolds in PP equipped with flue lock (mechanical shutters), to prevent backflow of combustion products through the other non-functioning boilers. The system is modular: there is an exhaust manifold kit for two boilers and one for additional boilers.

Type		Code
Exhaust manifold kit 2 VICTRIX PRO 35/55 ErP Ø 160 with flue lock serves for exhaust connection of two boilers in cascade		3.024279
Exhaust manifold kit 2 VICTRIX PRO 80/100/120 ErP Ø 200 with flue lock serves for exhaust connection of two boilers in cascade		3.024281
Additional exhaust manifold kit VICTRIX PRO 35/55 ErP Ø 160 with flue lock for connection of an additional boiler		3.024280
Additional exhaust manifold kit VICTRIX PRO 80/100/120 ErP Ø 200 with flue lock for connection of an additional boiler		3.024282
Additional exhaust manifold kit Ø 250 with flue lock for 4 VICTRIX PRO 100/120 ErP		3.024666
Additional exhaust manifold kit Ø 250 with flue lock for 5 VICTRIX PRO 100/120 ErP		3.024667
Extension pipe Ø 160 kit 0,5 m long for flue manifold		3.024659
Extension pipe Ø 200 kit 0,5 m long for flue manifold		3.024663
Extension pipe Ø 160 kit 1 m long for flue manifold		3.024516
Extension pipe Ø 200 kit 1 m long for flue manifold		3.024662
Extension pipe Ø 250 kit 1 m long for flue manifold		3.024668
87° bend kit Ø 160 for flue manifold		3.024517
87° bend kit Ø 200 for flue manifold		3.024665
87° bend kit Ø 250 for flue manifold		3.024670
2 x 45° bend kit Ø 160 for flue manifold		3.024518
2 x 45° bend kit Ø 200 for flue manifold		3.024664
2 x 45° bend kit Ø 250 for flue manifold		3.024669




Option kits for VICTRIX PRO ErP

Hydraulic optional for cabinet installation

Type		Code
<p>VICTRIX PRO cabinet kit it can be installed outdoor. It includes 4 support feet that ensure stable installation and its handling by forklift truck or transpallet to be positioned below the cabinet frame. Alternatively, you can move the cabinet by means of 4 eyebolts in the upper part.</p> <p>The cabinet has a door that can be opened by 180 inclusive of lock.</p>		3.027188
<p>Hydraulic manifold kit for VICTRIX PRO cabinet for cascade connection. The kit includes hydraulic manifold DN 100 and condensate discharge manifold DN 50. The installer has to realise gas manifold based on design.</p>		3.027189
<p>Adapter kit for replacement of VICTRIX PRO 35/55 ErP with previous range</p>		3.023966







Free standing installation

Type		Code
<p>“Free standing” support frame kit VICTRIX PRO designed to resolve installation situations in which the wall of the furnace room is not usable.</p> <p>With this modular construction, it is necessary to order a kit for every boiler installed.</p> <p>Approved also for installation outside the building.</p>		3.024246

Option kits for VICTRIX PRO ErP

Hydraulic optional for single installation

The following hydraulic accessories are supplied as optionals to complete the individual installation of a VICTRIX PRO ErP and VICTRIX PRO.

Type		Code
<p>Safety kit single boiler the kit includes thermometer, thermometer holder, lock, thermostat with manual reset, connection tap for pressure gauge, manual reset pressure switch, gas intercepting valve trap, expansion vessel connection and pressure switch for minimum pressure. Insulation as standard</p>		3.023949
<p>Three-way valve kit connection to a separate storage tank the kit includes the storage tank probe. The power supply is 230 Vac. Insulation as standard</p>		3.023950
<p>Hydraulic manifold kit for VICTRIX PRO 35/55 ErP specially sized for large thermal systems with high water content. Equipped with sludge collection filter on the return pipe. Insulation as standard</p>		3.023951
<p>Hydraulic manifold kit for VICTRIX PRO 80/100/120 ErP specially sized for large thermal systems with high water content. Equipped with sludge collection filter on the return pipe. Insulation as standard</p>		3.023952
<p>IPX4D protection box kit for single boiler safety kit</p>		3.024028
<p>By-pass kit for VICTRIX PRO 35/55 ErP the kit is envisaged on those systems (without hydraulic manifold) in which the hydraulic flow can be under 850 l/h Insulation as standard</p>		3.024519
<p>Condensate neutralizer kit for single installation necessary to neutralize the acidity of the condensation. Inclusive of granulate</p>		3.019857
<p>Granulate for condensate neutralizer extra granulate for condensation passivator kit code 3.019857</p>		3.019865
<p>Anti freeze protection kit -15 °C usable in outdoor installations for minimum temperature as low as -15 °C.</p>		3.024513
<p>Adapter kit for replacement of VICTRIX PRO 35/55 ErP with previous range</p>		3.023966
<p>Condensate discharge pump kit To be used in case of opposite slope between siphon and discharge It can only be installed inside the building and outside the appliance.</p>		3.020002

Storage Tanks

VICTRIX PRO ErP in single installation can be matched to storage tanks for D.H.W. production.




See pag 57



Option kits for VICTRIX PRO ErP




Hydraulic optional for cascade installation

The following hydraulic accessories are supplied as optionals for completion of cascade installations from 2 up to 5 VICTRIX PRO ErP.

Type		Code
<p>Hydraulic manifold kit G 2 ½" for 2 VICTRIX PRO 35/55 ErP in cascade kit for connection of 2 VICTRIX PRO 35/55 ErP in cascade installation; includes a 2-way valves, a 3-way interception valve and a non-return valve for each generator. Insulation as standard</p>		3.023953
<p>Hydraulic manifold kit G 2 ½" for additional VICTRIX PRO 35/55 ErP in cascade in combination with kit 3.023953, it serves to connect from 3 to 5 VICTRIX PRO 35/55 ErP boilers in cascade installation (one kit required for each additional boiler); includes a 2-way interception valve, a 3-way interception valve and a non-return valve. Insulation as standard</p>		3.023954
<p>Safety kit G 2" ½ for VICTRIX PRO 35/55 ErP in cascade the kit includes thermometer, thermometer holder, lock, thermostat with manual reset, connection tap for pressure gauge, manual reset pressure switch, gas intercepting valve trap, expansion vessel connection and pressure switch for minimum pressure. Insulation as standard</p>		3.023955
<p>Hydraulic manifold kit DN 100 for 2 VICTRIX PRO 80/100/120 ErP in cascade kit to connect 2 VICTRIX PRO 80/100/120 ErP in cascade installation; it includes a 2 way interception valve, a 3-way interception valve and a non-return valve for each generator. Insulation as standard</p>		3.023959
<p>Hydraulic manifold kit DN 100 for additional VICTRIX PRO 80/100/120 ErP in cascade in combination with kit 3.023959 serves to connect from 3 to 5 VICTRIX PRO 80/100/120 ErP boilers in cascade installation (one kit required for each additional boiler); includes a 2-way interception valve, a 3-way interception valve and a non-return valve. Insulation as standard</p>		3.023960
<p>Safety kit DN 100 for VICTRIX PRO 80/100/120 ErP in cascade the kit includes thermometer, thermometer holder, lock, thermostat with manual reset, connection tap for pressure gauge, manual reset pressure switch, gas intercepting valve trap, expansion vessel connection and pressure switch for minimum pressure. Insulation as standard</p>		3.023961
<p>IPX4D protection box kit for boiler in cascade safety kit</p>		3.024038

Option kits for VICTRIX PRO ErP

Hydraulic optional for cascade installation

Type		Code
Condensate neutralizer kit for cascade installation necessary to neutralize the acidity of the condensation. Inclusive of granulate		3.019464
Granulate for condensate neutralizer extra granulate for condensation passivator kit code. 3.019464 (in case of cascade installation we suggest to buy 2 kits)		3.019865
Hydraulic separator for 100 kW installations separator with G2 1/2" threaded connectors. Insulation as standard.		3.020839
Hydraulic separator for 200 kW installations separator with G2 1/2" threaded connectors. Insulation as standard.		3.021377
Hydraulic separator for 400 kW installations separator with G2 1/2" threaded connectors on boiler side - DN 100 on system side. Insulation as standard.		3.021378
Hydraulic separator for 350 kW installations separator with flanged connectors - DN 100. Insulation as standard.		3.023965
Hydraulic separator for 600 kW installations separator with flanged connectors - DN 100. Insulation as standard.		3.023962
Anti freeze protection kit -15 °C usable in outdoor installations for minimum temperature as low as -15 °C. One kit for every boiler		3.024513

Storage Tanks

VICTRIX PRO ErP in cascade installation can be matched to storage tanks for D.H.W. production.
 See pag 57



ARES PRO NEW

Floor standing condensing boiler with high content of water

Stainless steel condensing thermic generator (AISI 316L) with pre-mix modulating burner with low NOx suitable for replacement of old generators from 150 to 600 kW.

- direct connection to the system, without hydraulic separator/heat plate exchanger
- very low risk of clogging in the presence of impurities on existing systems
- reduced number of burner switch on/off cycles, thanks to the large water content buffer
- good modulating ratio (up to 1:4)
- vertical burner with integrated clapet valve
- extremely compact dimensions
- possibility to manage up to 8 boilers in cascade
- external probe as standard
- homologated for internal use
- protection index IPX4D







Model	Dimension(H x W x D) mm	Empty appliance weight kg
150	1809 x 666 x 944	407
230	1917 x 846 x 1092	479
300	1946 x 910 x 1181	549
348	2130 x 996 x 1276	716
400	2130 x 996 x 1276	716
500	2130 x 996 x 1276	716
600	2206 x 1096 x 1398	875

Model	Code N.G. L.P.G.	Heat output kW		Water content litres	Modulating heat output range
		80-60 °C	50-30 °C		
ARES PRO 150	3.028309 3.028309GPL	136,3	145,9	153	25-100%
ARES PRO 230	3.028310 3.028310GPL	209,2	226,8	210	23-100%
ARES PRO 300	3.028311 3.028311GPL	273,7	292,8	270	23-100%
ARES PRO 348	3.028312 3.028312GPL	339,4	360,1	340	24-100%
ARES PRO 400	3.028313 3.028313GPL	371,5	399,0	340	24-100%
ARES PRO 500	3.028314 3.028314GPL	440,1	472,2	340	26-100%
ARES PRO 600	3.028315 3.028315GPL	534,5	578,2	425	23-100%



Thermoregulation ARES PRO

Type		Code
Cascade regulator kit CM A 140 NEW		3.028340
SHC multifunction board kit NEW		3.028338
24V Power pack kit NEW		3.028339
CRONO 7 (weekly digital chronothermostat)	 Dimensions (H x W x D) mm 103 x 142 x 31	3.021622
CRONO 7 WIRELESS (wireless weekly digital chronothermostat)	 Dimensions (H x W x D) mm 103 x 142 x 31  Dimensions (H x W x D) mm 82 x 105 x 26	3.021624
Solar collector temperature probe kit NEW		1.028812

Option kits ARES PRO

Condensate neutralizer kit up to 1500 kW	3.023662
Granulate kit for condensate neutralizer (25 kg)	3.023663
Safety kit with filter for ARES PRO 150÷230* NEW	3.028336
Safety kit with filter for ARES PRO 300÷500* NEW	3.028337
Safety kit with filter for ARES PRO 600*	3.023658

* The kit includes filter and safety devices except safety valve, manometer, expansion vessel and fuel relief valve



ARES TEC ErP

Floor-standing modular condensing boiler for thermal power stations from 150 to 7000 kW

- Heat outputs from 146,1 to 848,5 kW
- High efficiency and low pollutant emissions thanks to condensing technology
- Electronic and temperature fully automatic
- Possible indoor and outdoor installation (index protection IPX5D)
- Possible installation in cascade (up to 8 appliances)
- Reduced NOx emissions (< 31 ppm)
- Extremely noiseless
- Wide range of dedicated accessories
- Each heating units that compose ARES TEC ErP is equipped with: modulating radiant premix burner, two-stage modulating gas valve, electronic ignition with ionization, NTC temperature control probes, safety thermostats and sight glass



Model	Dimensions (H x W x D) mm	Empty appliance weight kg	Model	Dimensions (H x W x D) mm	Empty appliance weight kg
150	1150 x 764 x 770	175,0	440	1448 x 1087 x 946	361,0
200	1150 x 1032 x 770	225,0	550	1448 x 1355 x 946	449,0
250	1150 x 1032 x 770	260,0	660	1448 x 1355 x 946	519,0
300	1150 x 1300 x 770	305,0	770	1448 x 1623 x 946	610,0
350	1150 x 1300 x 770	345,0	900	1448 x 1623 x 946	739,0





Model	Code N.G. L.P.G.	Heat output kW		Efficiency at nominal heat output		Number of heating units	Modulating heat output range
		80-60 °C	50-30 °C	80-60 °C	50-30 °C		
ARES 150 TEC ErP	3.025682 3.025682GPL	146,1	150,0	97,4%	100,0%	3	8-100%
ARES 200 TEC ErP	3.025683 3.025683GPL	195,2	200,4	97,6%	100,2%	4	6-100%
ARES 250 TEC ErP	3.025684 3.025684GPL	244,5	251,2	97,8%	100,5%	5	5-100%
ARES 300 TEC ErP	3.025685 3.025685GPL	294,0	302,7	98,0%	100,9%	6	4-100%
ARES 350 TEC ErP	3.025686 3.025686GPL	341,8	354,6	98,2%	101,9%	7	3,5-100%
ARES 440 TEC ErP	3.025687 3.025687GPL	424,3	445,4	98,2%	103,1%	4	5-100%
ARES 550 TEC ErP	3.025688 3.025688GPL	530,3	557,8	98,2%	103,3%	5	4-100%
ARES 660 TEC ErP	3.025689 3.025689GPL	636,4	670,0	98,2%	103,4%	6	3-100%
ARES 770 TEC ErP	3.025690 3.025690GPL	742,5	783,2	98,2%	103,6%	7	3-100%
ARES 900 TEC ErP	3.025691 3.025691GPL	848,5	900,3	98,2%	104,2%	8	2,5-100%



Thermoregulation for ARES TEC ErP

ARES TEC ErP models include thermoregulation devices, as standard, designed with 2 levels. The first level manages the operation in terms of power modulation and in terms of temperature of the heating units. Furthermore, it is able to manage a direct heating circuit, a mixed one and a DHW circuit with possible recirculation. The second level can control a modulating pump (0-10V) or a traditional one, send alarms remotely and monitor the system operation by means of a remote management system (Modbus). In case of failures or for urgent operations, it can activate ARES TEC ErP in an emergency mode by bypassing the thermoregulation and switching the boiler at a maximum power of 50%.

ARES TEC ErP are supplied as standard with external probe, mixed zone flow probe (to manage the mixed zone), the direct zone flow probe and the storage tank probe. For the operation of ARES TEC ErP in cascade or for the management of systems with a greater number of zones, the following optional kits are available.

Type		Code
Cascade regulator		3.023667
Zones expansion kit		3.023664
Zone manager		3.023665
Modulating room thermostat		3.023666
Flow probe kit		3.023700
Solar collector temperature probe kit		1.028812
Wall box kit for cascade regulator		3.023668
Interface kit for modem connection and tele-management*		3.023669

*Free downloading online software

Flue systems for ARES TEC ErP

In comparison to the standard versions, the ARES 150/200/250/300/350 TEC ErP models can be installed with a flue exhaust on the back, using appropriate optional kits.

Flue exhaust kit


Rear flue discharge kit for 150/200 models	3.023701
Rear flue discharge kit for 250/300/350 models	3.023674
Supporting kit for side flue discharge (all models)	3.023675

Option kits for ARES TEC ErP

Hydraulic kit for installation with hydraulic separator for ARES TEC ErP

Safety kit complete with pump and hydraulic separator

The following kit includes a "Y" filter, a modulating pump class A, an hydraulic separator and following safety devices: pressure gauge with pipe damper and manometer cock, thermometer, inspection openings, stub pipe G1 1/4" for inserting safety valves, safety thermostat, pressure switch for minimum pressure with manual reset, additional stub pipe G1, safety pressure switch and differential flow switch. The kit does not include the tested expansion tank, safety valve (2 for 660/770/900 ErP versions), drain valve and manometer, since these need to be sized according to the characteristics of the system.

Type		Code
Safety kit complete with pump and hydraulic separator for 150 model		3.023645
Safety kit complete with pump and hydraulic separator for 200/250 models		3.023646
Safety kit complete with pump and hydraulic separator for 300/350 models		3.023647
Safety kit complete with pump and hydraulic separator for 440/550/660/770 models		3.023648
Safety kit complete with pump and hydraulic separator for 900 model		3.023649

Safety kit

To be mainly used when the pump is dimensioned by designer. The safety kit includes: pressure gauge with pipe damper and, manometer cock, thermometer, inspection openings, stub pipes G1 1/4" for inserting safety valves, safety thermostat, manual reset pressure switch for minimum pressure, additional stub pipe G1, safety pressure switch and differential flow switch.

The kit does not include the tested expansion tank, safety valve, drain valve and manometer, since these need to be sized according to the characteristics of the system.

Safety kit with filter for 150/200/250/300/350 models	3.023656
Safety kit with filter for 440/550/660/770 models	3.023657
Safety kit with filter for 900 model	3.023658

Hydraulic separator kit

To be mainly used when the pump is independently dimensioned by the designer.

Hydraulic separator for 150/200/250/300/350 models	3.023659
Hydraulic separator for 440/550/660/770/900 models	3.023660

Outdoor casing kit

In case of outdoor installation of the safety kits and of the hydraulic separator with pump, appropriate casing kits are available to protect from the atmospheric agents.

Outdoor casing for safety kit and hydraulic separator for 150/200/250/300/350 models	3.023670
Outdoor casing for safety kit and hydraulic separator for 440/550/660/770/900 models	3.023671




Option kits for ARES TEC ErP

Hydraulic kit for installation with plate heat exchanger for ARES TEC ErP

Safety kit complete with pump and plate heat exchanger

Ideal for system solutions where the primary circuit of the boiler needs to be completely separate from the one of the plant, like for example in presence of old-fashioned plants with high risks of dirt inside the circuit, disjunctions between open and closed vessel circuits or to allow the use of anti-freeze liquid in smaller quantities in case of installation of the boiler outdoor.

The kit includes a 316 L stainless steel plate heat exchanger, a modulating pump class A, a 8 litres expansion vessel (150/200/250/300/350 models) and 24 litres (440/550/660/770/900 models), an automatic air vent, delivery/return pipe, a drain valve, flanges/adapters, connectors, adjustable support components and the following safety devices: 1 safety valve 5 bar (2 valves for models 660/770/900 models), 3-way drain valve 1/2", manometer and dumper tube for manometer, thermometer with trap, minimum pressure switch with manual reset, safety pressure switch, inspection thermostat, inspection opening, coupling M/F 1/2", paddle flow switch and stub pipes adapters.

Type		Code
Safety kit complete with pump and plate heat exchanger for 150/200 models		3.023650
Safety kit complete with pump and plate heat exchanger for 250/300/350 models		3.023651
Safety kit complete with pump and plate heat exchanger for 440/550 models		3.023652
Safety kit complete with pump and plate heat exchanger for 660 model		3.023653
Safety kit complete with pump and plate heat exchanger for 770 model		3.023654
Safety kit complete with pump and plate heat exchanger for 900 model		3.023655

Outdoor casing kit

In case of outdoor installation of the safety kit with pump and plate heat exchanger, casing kits are available to assure protection from atmospheric agents.

Outdoor casing for safety kit and plate heat exchanger for 150/200/250/300/350 models	3.023672
Outdoor casing for safety kit and plate heat exchanger for 440/550/660/770/900 models	3.023673

Kit for condensate drain management

Condensate neutralizer kit up to 1500 kW	3.023662
Granulate kit for condensate neutralizer (25 kg)	3.023663

GAS BOILERS AND WATER HEATERS

CONDENSING BOILERS

WALL-HUNG WITH BUILT-IN STORAGE TANK

VICTRIX ZEUS SUPERIOR ErP with built-in stainless steel storage tank of 54 litres	p. 100
VICTRIX ZEUS 26 ErP with built-in stainless steel storage tank of 45 litres	p. 101

WALL-HUNG COMBI AND HEATING ONLY

VICTRIX SUPERIOR ErP hi-tech combi with "Aqua Celeris"	p. 102
VICTRIX SUPERIOR 32 X ErP hi-tech heating only	p. 103
VICTRIX MAIOR TT combi	p. 104
VICTRIX MAIOR 35 X TT heating only	p. 105
VICTRIX 24 TT ErP combi	p. 106
VICTRIX X TT ErP heating only	p. 107
VICTRIX EXA ErP combi	p. 108
VICTRIX EXA 24 X ErP heating only	p. 109
VICTRIX TERA combi NEW	p. 110
VICTRIX TERA 24 PLUS heating only NEW	p. 111

FLOOR-STANDING WITH BUILT-IN STORAGE TANK

HERCULES CONDENSING ErP with built-in stainless steel storage tank of 120 litres	p. 112
--	--------

FLOOR-STANDING WITH BUILT-IN STORAGE TANK SOLAR SYSTEM READY

HERCULES SOLAR 26 ErP with built-in stainless steel storage tank of 200 litres, solar system ready	p. 113
--	--------

TRADITIONAL BOILERS

WALL-HUNG WITH BUILT-IN STORAGE TANK, OPEN CHAMBER AND CONVENTIONAL FLUE

AVIO 24 ErP with built-in stainless steel storage tank of 45 litres	p. 114
---	--------


WALL-HUNG COMBI AND HEATING ONLY, OPEN CHAMBER AND CONVENTIONAL FLUE

MINI NIKE 24 ErP compact combi	p. 115
NIKE MYTHOS 24 ErP combi	p. 116
NIKE STAR 24 combi with bithermal heat exchanger NEW	p. 117

WATER HEATERS

WALL-HUNG INSTANTANEOUS

JULIUS STAR open chamber and conventional flue NEW	p. 118
JULIUS ErP open chamber and conventional flue	p. 119
CAESAR 14 ErP/ SUPER CAESAR 17 ErP sealed chamber and fan assisted	p. 120



Since the ErP directive (Energy Related Products) came into force in the European countries, new production standards about boilers and water heaters have been defined. Immergas decided to expand its condensing boiler range, that will become the most installed product in the years to come in EU markets.

The open chamber and natural draught models remain in the range to replace boilers connected to shunt chimneys.

All ErP boilers are equipped with a low consumption pump as standard.

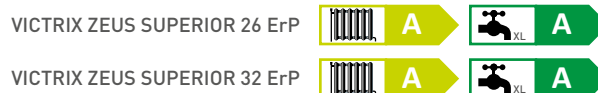
For the extra-EU markets (see page 121) traditional and condensing boilers (NO ErP) are still available to offer our customers a wider range of high-quality Immergas products in their markets.



VICTRIX ZEUS SUPERIOR ErP

Wall-hung condensing boiler with built-in stainless steel storage tank of 54 litres

- Heat outputs of 26 and 32 kW
- Wide liquid crystal backlit display
- High efficiency and low pollutant emissions thanks to condensing technology
- 3 star marking sanitary comfort
- Stainless steel storage tank with capacity of 54 litres
- Stainless steel condensing module
- Modulating heat output from 20 to 100%
- Low consumption pump
- Adjustable system by-pass
- Optimum seasonal performances thanks to thermoregulation options such as SUPER CAR, CAR^{v2} and external probe
- Standard frost protection up to -5 °C



Model	Dimensions (H x W x D) mm	Empty appliance weight kg
26	900 x 600 x 466	70,1
32	900 x 600 x 466	72,8

Model	Code N.G. L.P.G.	Heat output kW		Storage tank capacity	Efficiency at nominal heat output		Sanitary comfort (EN 13203-1)	Protection index	DHW production (Δt 30 °C)	
		C.H.	DHW		80-60 °C	40-30 °C			First 10 min	Continuous service
VICTRIX ZEUS SUPERIOR 26 2 ErP	3.025455 3.025455GPL	21,0	25,8	54 litres	96,7%	106,5%	★ ★ ★	IPX5D	160 litres	12,3 l/min
VICTRIX ZEUS SUPERIOR 32 2 ErP	3.025456 3.025456GPL	32,0	32,0	54 litres	96,9%	107,3%	★ ★ ★	IPX5D	192 litres	15,3 l/min

Main thermoregulation kits

Type	Code
SUPER CAR (weekly thermostat and modulating remote control)	3.016577
CAR ^{v2} (weekly thermostat and modulating remote control)	3.021395
External probe	3.014083
Relay board kit	3.015350

Main option kits

Magnetic cyclone filter kit	3.024176
Condensate discharge pump kit	3.026374
Antiscale kit	3.013499

For the complete list of the option kits and of the "Green series" flue system kits for VICTRIX ZEUS SUPERIOR ErP boiler see the second section of the catalogue.



VICTRIX ZEUS 26 ErP

Wall-hung condensing boiler with built-in stainless steel storage tank of 45 litres

- Heat output of 26 kW
- High efficiency and low pollutant emissions thanks to condensing technology
- Stainless steel condensing module
- Stainless steel storage tank with capacity of 45 litres
- Low consumption pump
- Modulating heat output from 12 to 100%
- Control panel with handy digital display and traditional knobs
- Adjustable system by-pass
- Electronic control board microprocessor driven
- Electronic ignition and modulation
- Optional connection group
- Optimum seasonal performances thanks to thermoregulation options such as SUPER CAR, CAR^{V2} and external probe
- Standard frost protection up to -5 °C



Dimensions (H x W x D) mm	Empty appliance weight kg
890 x 580 x 380	61,3

Model	Code N.G. L.P.G.	Heat output kW		Storage tank capacity	Efficiency at nominal heat output		Protection index	DHW production (Δt 30 °C)	
		C.H.	DHW		80-60 °C	40-30 °C		First 10 min	Continuous service
VICTRIX ZEUS 26 2 ErP	3.025458 3.025458GPL	23,6	26,0	45 litres	96,9%	107,5%	IPX4D	156 litres	12,4 l/min

Main thermoregulation kits

Type	Code
SUPER CAR (weekly thermostat and modulating remote control)	3.016577
CAR ^{V2} (weekly thermostat and modulating remote control)	3.021395
External probe	3.014083
Relay board kit	3.017331

Main option kits

Magnetic cyclone filter kit	3.024176
Condensate discharge pump kit	3.026374
Connection kit	3.019264

For the complete list of the option kits and of the "Green series" flue system kits for VICTRIX ZEUS 26 ErP boiler see the second section of the catalogue.



VICTRIX SUPERIOR 32 ErP

Wall-hung combi condensing boiler with "Aqua Celeris"

- Heat output of 32 kW
- Stainless steel condensing module
- Wide liquid crystal backlit display
- High efficiency and low pollutant emissions thanks to condensing technology
- 3 star marking sanitary comfort
- Modulating heat output from 12,5 to 100% (data referred to Methane)
- "Aqua Celeris" patented system
- Low consumption pump
- Adjustable system by-pass
- Optimum DHW performances thanks to the flow regulator
- Optimum seasonal performances thanks to thermoregulation options such as SUPER CAR, CAR^{V2} and external probe
- Standard frost protection up to -3 °C



Dimensions (H x W x D) mm	Empty appliance weight kg
835 x 440 x 350	45,9

Model	Code N.G. L.P.G.	Heat output kW	Efficiency at nominal heat output		Sanitary comfort (EN 13203-1)	DHW production (Δt 30 °C)	Protection index
			80-60 °C	40-30 °C			
VICTRIX SUPERIOR 32 2 ErP	3.025505 3.025505GPL	32,0	98,1%	107,7%	★ ★ ★	15,3 l/min	IPX5D

Main thermoregulation kits

Type	Code
SUPER CAR (weekly thermostat and modulating remote control)	3.016577
CAR ^{V2} (weekly thermostat and modulating remote control)	3.021395
External probe	3.014083
Relay board kit	3.015350

Main option kits

Magnetic cyclone filter kit	3.024176
Condensate discharge pump kit	3.026374
Antiscale kit	3.017323

For the complete list of the option kits and of the "Green series" flue system kits for VICTRIX SUPERIOR 32 ErP boiler see the second section of the catalogue.



VICTRIX SUPERIOR 32 X ErP

Wall-hung condensing boiler for heating only

- Heat output of 32 kW
- Stainless steel condensing module
- High efficiency and low pollutant emissions thanks to condensing technology
- Possibility of single installation or in cascade (up to 8 appliances, thanks to cascade option kit cod. 3.020355. For further information contact Presales Dept.)
- Modulating heat output from 12,5 to 100% (data referred to Methane)
- Wide liquid crystal backlit display
- Pre-arranged for connection to Immerstor range
- Low consumption pump
- Adjustable system by-pass
- Electronic control board microprocessor driven
- Electronic ignition and modulation
- Optimum seasonal performances thanks to thermoregulation options such as SUPER CAR, CAR^{V2} and external probe
- Standard frost protection up to -3 °C



Dimensions (H x W x D) mm	Empty appliance weight kg
835 x 440 x 350	42,5

Model	Code N.G. L.P.G.	Heat output kW	Efficiency at nominal heat output		Protection index
			80-60 °C	40-30 °C	
VICTRIX SUPERIOR 32 X 2 ErP	3.025506 3.025506GPL	32,0	98,1%	107,7%	IPX5D

Main thermoregulation kits

Type	Code
SUPER CAR (weekly thermostat and modulating remote control)	3.016577
CAR ^{V2} (weekly thermostat and modulating remote control)	3.021395
External probe	3.014083
Relay board kit	3.015350

Main option kits

Magnetic cyclone filter kit	3.024176
Condensate discharge pump kit	3.026374
Storage tank connection kit	3.022848

For the complete list of the option kits and of the "Green series" flue system kits for VICTRIX SUPERIOR 32 X ErP boiler see the second section of the catalogue.



VICTRIX MAIOR TT ErP

Wall-hung combi condensing boiler

- Heat outputs of 24 and 34 kW
- High efficiency and low pollutant emissions thanks to condensing technology
- Aluminium-silicon-magnesium condensing module
- Low consumption pump
- Adjustable system by-pass
- Gas adaptive through control board parameters; only one product code (natural gas)
- Pre-arranged for internal and external installations, in partially protected places
- Optimum DHW performances thanks to the flow regulator
- Optimum seasonal performances thanks to thermoregulation options such as CAR^{V2} and external probe
- Standard frost protection up to -5 °C
- Protection index IPX5D



VICTRIX MAIOR 28 TT



A



A

VICTRIX MAIOR 35 TT



A



A

Model	Dimensions (H x W x D) mm	Empty appliance weight kg
28	748 x 440 x 276	32,0
35	748 x 440 x 276	34,4

Model	Code	Heat output kW		Efficiency at nominal heat output		Modulating heat output range	DHW production (Δt 30 °C)
		C.H.	DHW	80-60 °C	40-30 °C		
VICTRIX MAIOR 28 TT 1 ErP	3.024882	24,0	28,0	96,6%	102,3%	12 - 100%	13,4 l/min
VICTRIX MAIOR 35 TT 1 ErP	3.024883	34,2	34,2	97,9%	106,0%	10 - 100%	16,3 l/min

Main thermoregulation kits

Type	Code
CAR ^{V2} (weekly thermostat and modulating remote control)	3.021395
External probe	3.014083
Relay board kit	3.015350
DOMINUS interface kit	3.026273

Main option kits

Magnetic cyclone filter kit	3.024176
Condensate discharge pump kit	3.026374
Anti freeze protection kit -15 °C	3.017324

For the complete list of the option kits and of the "Green Series" flue system kits for VICTRIX MAIOR TT ErP boiler see the second section of the catalogue.



VICTRIX MAIOR 35 X TT ErP

Wall-hung condensing boiler for heating only

- Heat output of 34 kW
- High efficiency and low pollutant emissions thanks to condensing technology
- Aluminium-silicon-magnesium condensing module
- Adjustable system by-pass
- Modulating heat output from 10 to 100%
- Gas adaptive through control board parameters; only one product code (natural gas)
- Pre-arranged for internal and external installations, in partially protected places
- Pre-arranged for connection to Immerstor range
- Low consumption pump
- Possibility to connect the boiler to Immerstor range
- Optimum seasonal performances thanks to thermoregulation options such as CAR^{v2} and external probe
- Standard frost protection up to -5 °C



Dimensions (H x W x D) mm	Empty appliance weight kg
748 x 440 x 276	33,4

Model	Code	Heat output kW	Efficiency at nominal heat output		Modulating heat output range
			80-60 °C	40-30 °C	
VICTRIX MAIOR 35 X TT 1 ErP	3.024884	34,2	97,9%	106,0%	10-100%

Main thermoregulation kits

Type	Code
CAR ^{v2} (weekly thermostat and modulating remote control)	3.021395
External probe	3.014083
Relay board kit	3.015350
DOMINUS interface kit	3.026273

Main option kits

Magnetic cyclone filter kit	3.024176
Condensate discharge pump kit	3.026374
Storage tank connection kit	3.024609
Anti freeze protection kit -15 °C	3.017324

For the complete list of the option kits and of the "Green Series" flue system kits for VICTRIX MAIOR 35 X TT ErP boiler see the second section of the catalogue.



VICTRIX 24 TT ErP

Wall-hung compact combi condensing boiler

- Compact dimensions
- High efficiency and low pollutant emissions thanks to condensing technology
- Aluminium-silicon-magnesium condensing module with high circulation
- Low consumption pump
- Modulating heat output from 15 to 100%
- Gas adaptive through control board parameters; only one product code (natural gas)
- Pre-arranged for internal and external installations, in partially protected places
- Optional connection group
- Adjustable and excludible system by-pass
- Standard frost protection up to -5 °C
- Optimum seasonal performances thanks to thermoregulation options such as CAR^{v2} and external probe



Dimensions (H x W x D) mm	Empty appliance weight kg
748 x 440 x 276	32

Model	Code	Heat output kW		Efficiency at nominal heat output		DHW production [Δt 30 °C]	Protection index
		C.H.	DHW	80-60 °C	40-30 °C		
VICTRIX 24 TT 2 ErP	3.025639	20,6	23,6	96,9%	104,6%	11,3	IPX5D

Main thermoregulation kits

Type	Code
CAR ^{v2} (weekly thermostat and modulating remote control)	3.021395
External probe	3.014083
Relay board kit	3.015350
DOMINUS interface kit	3.026273

Main option kits

Magnetic cyclone filter kit	3.024176
Condensate discharge pump kit	3.026374
Connection kit	3.019264
Anti freeze protection kit -15 °C	3.017324

For the complete list of the option kits and of the "Green series" flue system kits for VICTRIX 24 TT ErP boiler see the second section of the catalogue.



VICTRIX X TT ErP

Wall-hung compact only heating condensing boiler

- Compact dimensions
- High efficiency and low pollutant emissions thanks to condensing technology
- Aluminium-silicon-magnesium condensing module with high circulation
- Low consumption pump
- Modulating heat output from 15 to 100%
- Gas adaptive through control board parameters; only one product code (natural gas)
- Pre-arranged for internal and external installations, in partially protected places
- Optional connection group
- Adjustable and excludible system by-pass
- Standard frost protection up to -5 °C
- Optimum seasonal performances thanks to thermoregulation options such as CAR^{V2} and external probe
- Connection to Immerstor range by means option kit 3.024609 (to be combined to the connection kit 3.024907)



VICTRIX 20 X TT 2 ErP



VICTRIX 12 X TT 2 ErP



Model	Dimensions (H x W x D) mm	Empty appliance weight kg
20	748 x 440 x 276	32
12	748 x 440 x 276	32

Model	Code	Heat output kW C.H.	Efficiency at nominal heat output		Protection index
			80-60 °C	40-30 °C	
VICTRIX 12 X TT 2 ErP	3.025638	12,0	97,6%	107,0%	IPX5D
VICTRIX 20 X TT 2 ErP	3.025640	20,6	96,9%	104,6%	IPX5D

Main thermoregulation kits

Type	Code
CAR ^{V2} (weekly thermostat and modulating remote control)	3.021395
External probe	3.014083
Relay board kit	3.015350
DOMINUS interface kit	3.026273

Main option kits

Magnetic cyclone filter kit	3.024176
Condensate discharge pump kit	3.026374
Connection kit	3.024907
Storage tank connection kit	3.024609

For the complete list of the option kits and of the "Green series" flue system kits for VICTRIX X TT ErP boiler see the second section of the catalogue.



VICTRIX EXA ErP

Wall-hung combi condensing boiler

- Heat outputs of 28 and 32 kW
- Stainless steel condensing module
- Eco-friendly - Low NO_x emissions (class 5)
- Low consumption pump
- Adjustable system by-pass
- LCD display
- Possible installation outdoor in partially protected places
- Optional hydraulic connection group
- Modulating heating output from 25 to 100%
- Standard frost protection up to -5 °C
- Optimum seasonal performances thanks to thermoregulation options such as CAR^{V2} and external probe



VICTRIX EXA 28 1 ErP



VICTRIX EXA 32 1 ErP



Model	Dimensions (H x W x D) mm	Empty appliance weight kg
28	763 x 440 x 303	37,0
32	763 x 440 x 303	39,0

Model	Code N.G. L.P.G.	Heat output kW		Efficiency at nominal heat output		Modulating heat output range	DHW production (Δt 30 °C)
		C.H.	DHW	80-60 °C	40-30 °C		
VICTRIX EXA 28 1 ErP	3.025778 3.025778GPL	23,7	27,7	98,1%	107,2%	25 -100%	13,4
VICTRIX EXA 32 1 ErP	3.025779 3.025779GPL	28,0	32,0	98,6%	109,0%	25 -100%	16,3

Main thermoregulation kits

Type	Code
CAR ^{V2} (weekly thermostat and modulating remote control)	3.021395
External probe	3.014083
Relay board kit	3.015350
DOMINUS interface kit	3.026273

Main option kits

Magnetic cyclone filter kit	3.024176
Condensate discharge pump kit	3.026374
Connection kit	3.019264
Anti freeze protection kit -15 °C	3.017324

For the complete list of the option kits and of the "Green Series" flue system kits for VICTRIX EXA ErP boiler see the second section of the catalogue.



VICTRIX EXA 24 X ErP

Wall-hung only-heating condensing boiler

- Heat outputs of 24 kW
- Stainless steel condensing module
- Eco-friendly - Low NO_x emissions (class 5)
- Low consumption pump
- Adjustable system by-pass
- LCD display
- Possible installation outdoor in partially protected places
- Optional hydraulic connection group
- Modulating heating output from 25 to 100%
- Standard frost protection up to -5 °C
- Optimum seasonal performances thanks to thermoregulation options such as CAR^{V2} and external probe
- Connection to Immerstor range by means option kit 3.024609 (to be combined to the connection kit 3.024907)



Dimensions (H x W x D) mm	Empty appliance weight kg
763 x 440 x 303	36,0

Model	Code N.G. L.P.G.	Heat output kW	Efficiency at nominal heat output		Modulating heat output range
			80-60 °C	40-30 °C	
VICTRIX EXA 24 X 1 ErP	3.025780 3.025780GPL	23,7	98,1%	107,2%	25 - 100%

Main thermoregulation kits

Type	Code
CAR ^{V2} (weekly thermostat and modulating remote control)	3.021395
External probe	3.014083
Relay board kit	3.015350
DOMINUS interface kit	3.026273

Main option kits

Magnetic cyclone filter kit	3.024176
Condensate discharge pump kit	3.026374
Connection kit	3.024907
Storage tank connection kit	3.024609

For the complete list of the option kits and of the "Green Series" flue system kits for VICTRIX EXA 24 X ErP boiler see the second section of the catalogue.



VICTRIX TERA **NEW**

Wall-hung compact combi condensing boiler

- Compact dimensions
- Reduced emissions of carbon monoxide (CO) and nitrogen oxides (NOx) results in VICTRIX TERA being rated class 6, the most ecological one in the classification by European standards
- New condensing module with stainless steel coil with high circulation
- Low consumption pump
- Modulating heat output from 18 to 100%
- Approved for indoor and outdoor installation provided it is partially protected from the weather (rain and snow)
- Optional connection group
- Adjustable and excludible system by-pass
- Standard frost protection up to -5 °C
- Optimum seasonal performances thanks to thermoregulation options such as CAR^{v2} and external probe



VICTRIX TERA 28 1



VICTRIX TERA 32 1



Model	Dimensions (H x W x D) mm	Empty appliance weight kg
28 1	748 x 440 x 276	32,0
32 1	748 x 440 x 276	34,4

Model	Code N.G. L.P.G.	Heat output kW		Efficiency at nominal heat output		DHW production (Δt 30 °C)	Protection index
		C.H.	DHW	80-60 °C	40-30 °C		
VICTRIX TERA 28 1	3.027370 3.027370GPL	24,1	28,3	97,8%	108,2%	13,5	IPX5D
VICTRIX TERA 32 1	3.027371 3.027371GPL	28,0	32,0	97,9%	107,9%	15,3	IPX5D

Main thermoregulation kits

Type	Code
CAR ^{v2} (weekly thermostat and modulating remote control)	3.021395
External probe	3.014083
Relay board kit	3.015350
DOMINUS interface kit	3.026273

Main option kits

Magnetic cyclone filter kit	3.024176
Condensate discharge pump kit	3.026374
Connection kit	3.019264
Anti freeze protection kit -15 °C	3.017324

For the complete list of the option kits and of the "Green Series" flue system kits for VICTRIX TERA boiler see the second section of the catalogue.



VICTRIX TERA 24 PLUS **NEW**

Wall-hung compact only heating condensing boiler

- Compact dimensions
- Reduced emissions of carbon monoxide (CO) and nitrogen oxides (NOx) results in VICTRIX TERA 24 PLUS being rated class 6, the most ecological one in the classification by European standards
- New condensing module with stainless steel coil with high circulation
- Low consumption pump
- Modulating heat output from 18 to 100%
- Approved for indoor and outdoor installation provided it is partially protected from the weather (rain and snow)
- Optional connection group
- Adjustable and excludible system by-pass
- Standard frost protection up to -5 °C
- Optimum seasonal performances thanks to thermoregulation options such as CAR^{V2} and external probe
- Connection to Immerstor range by means option kit 3.024609 (to be combined to the connection kit 3.024907)



VICTRIX TERA 24 PLUS



Model	Dimensions (H x W x D) mm	Empty appliance weight kg
24 PLUS	748 x 440 x 276	32,0

Model	Code N.G. L.P.G.	Heat output kW		Efficiency at nominal heat output		Protection index
		C.H.	DHW	80-60 °C	40-30 °C	
VICTRIX TERA 24 PLUS	3.027373 3.027373GPL	24,1	28,3	97,8%	108,2%	IPX5D

Main thermoregulation kits

Type	Code
CAR ^{V2} (weekly thermostat and modulating remote control)	3.021395
External probe	3.014083
Relay board kit	3.015350
DOMINUS interface kit	3.026273

Main option kits

Magnetic cyclone filter kit	3.024176
Condensate discharge pump kit	3.026374
Connection kit	3.024907
Storage tank connection kit	3.024609

For the complete list of the option kits and of the "Green Series" flue system kits for VICTRIX TERA 24 PLUS boiler see the second section of the catalogue.



HERCULES CONDENSING ErP

Floor standing with built-in storage tank of 120 litres

- Heat outputs of 26 and 32 kW
- Wide liquid crystal backlit display
- Stainless steel condensing module
- High efficiency and low pollutant emissions thanks to condensing technology
- Stainless steel storage tank with capacity of 120 litres prearranged for solar panels connection
- 3 star marking sanitary comfort
- Prearranged for zone systems and high/low temperature systems
- Low consumption pumps
- ABT version factory fitted for mixed temperature systems
- Optimum seasonal performances thanks to thermoregulation options such as SUPER CAR, CAR^{V2} and external probe



Model	Dimensions (H x W x D) mm	Empty appliance weight kg
26	1600 x 600 x 600	126,6
32	1600 x 600 x 600	127,9
ABT 32	1600 x 600 x 600	130,1

HERCULES CONDENSING 26 3 ErP



HERCULES CONDENSING 32 3 ErP



HERCULES CONDENSING ABT 32 3 ErP



Model	Code N.G. L.P.G.	Heat output kW		Efficiency at nominal heat output		DHW production (Δt 30 °C)		Protection index
		C.H.	DHW	80-60 °C	40-30 °C	First 10 min	Continuous service	
HERCULES CONDENSING 26 3 ErP	3.025492 3.025492GPL	23,9	25,8	96,0%	106,5%	199 litres	12,3 l/min	IPX5D
HERCULES CONDENSING 32 3 ErP	3.025493 3.025493GPL	32,0	32,0	96,9%	107,3%	243 litres	15,3 l/min	IPX5D
HERCULES CONDENSING ABT 32 3 ErP	3.025494 3.025494GPL	32,0	32,0	96,9%	107,3%	243 litres	15,3 l/min	IPX5D

Main thermoregulation kits

Type	Code
SUPER CAR (weekly thermostat and modulating remote control)	3.016577
CAR ^{V2} (weekly thermostat and modulating remote control)	3.021395
External probe	3.014083
Relay board kit	3.015350

Main option kits

Condensate discharge pump kit for floor standing boilers	3.026841
Low temperature second zone kit	3.025483
High temperature second zone kit	3.025484
2 high temperature zones kit	3.025485
2 low temperature zones kit	3.025487
Additional low temperature zone kit for ABT version	3.025486

For the complete list of the option kits and of the "Green series" flue system kits for HERCULES CONDENSING ErP boiler see the second section of the catalogue.



HERCULES SOLAR 26 ErP

Floor standing condensing boiler with built-in stainless steel storage tank of 200 litres, **solar system ready**

- Heat output of 26 kW
- High efficiency and low pollutant emissions thanks to condensing technology
- Stainless steel condensing module
- Wide liquid crystal backlit display
- Solar circuit included
- Stainless steel storage tank with capacity of 200 litres
- 3 star marking sanitary comfort
- Pre-arranged for functioning in high/low temperature heating systems
- Pre-arranged for functioning in multi-zone heating systems
- Low consumption pumps
- Optimum seasonal performances thanks to thermoregulation options such as SUPER CAR, CAR^{V2} and external probe



Dimensions (H x W x D) mm	Empty appliance weight kg
1970 x 600 x 750	193,8

Model	Code N.G. L.P.G.	Heat output kW		Storage tank capacity	Efficiency at nominal heat output		DHW production (Δt 30 °C)		Protection index
		C.H.	DHW		80-60 °C	40-30 °C	First 10 min	Continuous service	
HERCULES SOLAR 26 2 ErP	3.025496 3.025496GPL	23,6	26,0	200 litres	96,9%	107,5%	190 litres	12,4 l/min	IPX5D

Main thermoregulation kits

Type	Code
SUPER CAR (weekly thermostat and modulating remote control)	3.016577
CAR ^{V2} (weekly thermostat and modulating remote control)	3.021395
External probe	3.014083
Relay board kit	3.015350

Main options

Condensate discharge pump kit for floor standing boilers	3.026841
Solar connection kit	3.021382
Low temperature second zone kit	3.025483
High temperature second zone kit	3.025484
2 high temperature zones kit	3.025485
2 low temperature zones kit	3.025487

For the complete list of the option kits and of the "Green series" flue system kits for HERCULES SOLAR 26 ErP boiler see the second section of the catalogue.



AVIO 24 ErP

Wall-hung traditional boiler with built-in stainless steel storage tank of 45 litres

- Heat output of 24 kW
- Open chamber conventional flue model
- Integrated stainless steel storage tank with capacity of 45 litres
- Compact dimensions
- Adjustable system by-pass
- Electronic control board microprocessor driven
- Electronic ignition and modulation
- Optimum seasonal performances thanks to thermoregulating options such as CAR^{V2} and external probe



Dimensions (H x W x D) mm	Empty appliance weight kg
900 x 580 x 380	50,0

Model	Code N.G. L.P.G.	Heat output kW	Storage tank capacity	Efficiency at nominal heat output	DHW production (Δt 30 °C)		Protection index
					First 10 min	Continuous service	
AVIO 24 2 ErP	3.024935 3.024935GPL	23,7	45 litres	90,4%	135 litres	11,3 l/min	IPX4D

Main thermoregulation kits

Type	Code
CAR ^{V2} (weekly thermostat and modulating remote control)	3.021395
External probe	3.014083

Main option kits

Anti-scale kit	3.013061
DHW expansion vessel	3.017744

For the complete list of the option kits for AVIO 24 ErP boilers see the second section of the catalogue.



MINI NIKE 24 ErP

Wall-hung compact combi traditional boiler

- Heat output of 24 kW
- Open chamber conventional flue model
- New modern design and compact dimensions
- Digital display
- Electronic control board microprocessor driven
- Electronic ignition and modulation
- Low consumption pump
- Compact hydraulic group with adjustable system by-pass
- Domestic hot water stainless steel heat exchanger
- Possible connection to CAR^{V2} and external probe
- Optional connection group



Dimensions (H x W x D) mm	Empty appliance weight kg
755 x 440 x 240	26,1

Model	Code N.G. L.P.G.	Heat output kW	Efficiency at nominal heat output	DHW production (Δt 30 °C)	Protection index
MINI NIKE 24 4 ErP	3.024931 3.024931GPL	23,8	91,0%	11,4 l/min	IPX4D

Main thermoregulation kits

Type	Code
CAR ^{V2} (weekly thermostat and modulating remote control)	3.021395
External probe	3.014083

Main option kits

All-purpose connection kit	3.011667
Connection kit	3.021453
Anti-scale kit	3.016305

For the complete list of the option kits for MINI NIKE 24 ErP boiler see the second section of the catalogue.



NIKE MYTHOS 24 ErP

Wall-hung compact combi traditional boiler

- Open chamber conventional flue model with heat output of 24 kW
- Compact dimensions
- Digital display
- Low consumption pump
- Adjustable by-pass
- Electronic ignition and modulation
- Electronic control board microprocessor driven
- Optional connection group
- Possible connection to CAR^{v2} and MINI CRD



Dimensions (H x W x D) mm	Empty appliance weight kg
751 x 440 x 240	24,2

Model	Code N.G. L.P.G.	Heat output kW	Efficiency at nominal heat output	DHW production (Δt 30 °C)	Protection index
NIKE MYTHOS 24 4 ErP	3.024934 3.024934GPL	23,6	89,8%	11,3 l/min	IPX4D

Main thermoregulation kits

Type	Code
CAR ^{v2} (weekly thermostat and modulating remote control)	3.021395
MINI CRD (MINI weekly thermostat and modulating remote control)	3.020167

Main option kits

Connection kit	3.015229
Anti-scale kit	3.013860

For the complete list of the option kits for NIKE MYTHOS 24 ErP boiler see the second section of the catalogue.



NIKE STAR 24 **NEW**

Wall-hung combi traditional boiler with bithermal heat exchanger

- Open chamber conventional flue model with heat output of 24 kW
- Compact dimensions
- Digital display
- Bithermal heat exchanger for heating and fast domestic hot water production
- Low consumption pump
- Adjustable by-pass
- Electronic ignition and modulation
- Electronic control board microprocessor driven
- Optional connection group
- Possible connection to CAR^{V2} and MINI CRD



Dimensions (H x W x D) mm	Empty appliance weight kg
781 x 440 x 240	24,6

Model	Code N.G. L.P.G.	Heat output kW	Efficiency at nominal heat output	DHW production (Δt 30 °C)	Protection index
NIKE STAR 24	3.027062 3.027062GPL	23,6	91,1%	11,3 l/min	IPX4D

Main thermoregulation kits

Type	Code
CAR ^{V2} (weekly thermostat and modulating remote control)	3.021395
MINI CRD (MINI weekly thermostat and modulating remote control)	3.020167
DOMINUS interface kit	3.026273

Main option kits

Connection kit	3.015229
----------------	----------

For the complete list of the option kits for NIKE STAR 24 boiler see the second section of the catalogue.



JULIUS STAR **NEW**

Wall-hung compact instantaneous water heater open chamber and conventional flue

- Heat output of 19 kW
- New essential design
- Fuel-saving device, supplied as standard, guarantees the maximum sanitary comfort
- Battery-run electronic ignition
- Extremely reduced dimensions (24,5 cm deep only)



Dimensions (H x W x D) mm	Empty appliance weight kg
592 x 314 x 245	11,1

Model	Code N.G. L.P.G.	Heat output kW	Open chamber conventional flue	Battery electronic ignition	Flame modulation	DHW production (Δt 25 °C)
JULIUS STAR	3.027527 3.027527LPG	19,0	•	•	•	10,9

Main option kits

Type	Code
Gas and water inlet knobs kit NEW	3.027712
All-purpose connection kit	3.015027
Anti-scale kit	3.014114

JULIUS ErP

Wall-hung instantaneous water heater open chamber and conventional flue

- Heat outputs of 20,1 kW (JULIUS 11 ErP) and 24,4 kW (JULIUS 14 ErP)
- New essential design
- Modulating gas valve
- Battery-run electronic ignition
- Chimney safety device



JULIUS 11 ErP



JULIUS 14 ErP



Model	Dimensions (H x W x D) mm	Empty appliance weight kg
11	630 x 350 x 230	11,1
14	630 x 350 x 230	13,0

Model	Code N.G. L.P.G.	Heat output kW	Open chamber conventional flue	Battery electronic ignition	Flame modulation	DHW production (Δt 25 °C)
JULIUS 11 ErP	3.025674 3.025674GPL	20,1	•	•	•	11,5 l/min
JULIUS 14 ErP	3.025675 3.025675GPL	24,4	•	•	•	14,0 l/min

Main option kits

Type	Code
Anti-scale kit	3.014114
Gas pressure regulation kit	3.014607
90° gas valve	3.014145



CAESAR 14 ErP SUPER CAESAR 17 ErP

Wall-hung instantaneous water heaters sealed chamber and fan assisted

- Heat outputs of 24,4 kW (CAESAR 14 ErP) and 29,8 kW (SUPER CAESAR 17 ErP)
- New control panel with LCD display
- Possible installation indoor or outdoor in partially protected areas
- Electronic control board microprocessor driven
- Electronic ignition and modulation
- Standard frost protection up to -5 °C



CAESAR 14 ErP



SUPER CAESAR 17 ErP



Model	Dimensions (H x W x D) mm	Empty appliance weight kg
CAESAR 14 ErP	630 x 375 x 250	22,0
SUPER CAESAR 17 ErP	630 x 420 x 250	23,0

Model	Code N.G. L.P.G.	Heat output kW	Sealed chamber fan assisted	Electronic ignition	Flame modulation	DHW production (Δt 25 °C)
CAESAR 14 ErP	3.025676 3.025676GPL	24,4	•	•	•	14,0 l/min
SUPER CAESAR 17 ErP	3.025677 3.025677GPL	29,8	•	•	•	17,0 l/min

Main flue kits

Type	Code
Horizontal concentric kit Ø 60/100	3.017736
Twin pipes complete kit Ø 80/80	3.010351
Horizontal outlet fan assisted Ø 80	3.011279

For good performance and safe operation use Immergas "Blue Series" pipes and terminal flue outlet only.

Main option kits

Anti-scale kit	3.014114
-15 °C anti-freeze protection	3.014113
90° gas valve	3.014145



EXTRA EU ONLY

CONDENSING BOILERS

WALL-HUNG COMBI AND HEATING ONLY

VICTRIX 24 TT compact combi	p. 122
-----------------------------	--------

TRADITIONAL BOILERS

WALL-HUNG WITH BUILT-IN STORAGE TANK

ZEUS SUPERIOR 32 kW with built-in stainless steel storage tank of 60 litres	p. 123
ZEUS kW with built-in stainless steel storage tank of 45 litres	p. 124

WALL-HUNG COMBI AND HEATING ONLY

MAIOR EOLO combi with "Aqua Celeris"	p. 125
MAIOR EOLO X 28 heating only	p. 126
NIKE MINI 28 kW SPECIAL combi	p. 127
MINI NIKE/EOLO compact combi	p. 128
MINI NIKE/EOLO X compact heating only	p. 129
NIKE/EOLO MYTHOS combi	p. 130
NIKE/EOLO STAR combi with bithermal heat exchanger NEW	p. 131

LIGHT COMMERCIAL BOILERS

WALL-HUNG MODULAR CONDENSING BOILER

VICTRIX PRO heating only	p. 132
--------------------------	--------



VICTRIX 24 TT

Wall-hung compact combi condensing boiler

- Aluminium-silicon-magnesium condensing module
- Compact dimensions
- High efficiency and low pollutant emissions thanks to condensing technology
- New condensing module with high circulation
- Modulating heat output from 15 to 100%
- Gas adaptive through control board parameters; only one product code (natural gas)
- Pre-arranged for internal and external installations, in partially protected places
- Optional connection group
- Adjustable and excludible system by-pass
- Standard frost protection up to -5 °C
- Optimum seasonal performances thanks to thermoregulating options such as CAR^{V2} and external probe



Dimensions (H x W x D) mm

Empty appliance weight kg

723,5 x 440 x 276

32

Model	Code N.G. L.P.G.	Heat output kW		Efficiency at nominal heat output		DHW production (Δt 30 °C)	Protection index
		C.H.	DHW	80-60 °C	40-30 °C		
VICTRIX 24 TT 1 E	3.024724	20,5	23,6	96,3%	104,6%	11,3	IPX5D

Main thermoregulation kits

Type	Code
CAR ^{V2} (weekly thermostat and modulating remote control)	3.021395
External probe	3.014083
Relay board kit	3.015350
DOMINUS interface kit	3.026273

Main option kits

Connection kit	3.019264
Magnetic cyclone filter kit	3.024176
Condensate discharge pump kit	3.026374

For the complete list of the option kits and of the "Green series" flue system kits for VICTRIX 24 TT boiler see the second section of the catalogue.

ZEUS SUPERIOR 32 kW

Wall-hung traditional boiler with built-in stainless steel storage tank of 60 litres

- Sealed chamber fan assisted
- Integrated stainless steel storage tank with capacity of 60 litres
- Heat exchanger with high circulation
- 3 star marking sanitary comfort
- 2 litre sanitary expansion vessel
- Adjustable system by-pass
- Self-adaptable fan
- Electronic control board microprocessor driven
- Electronic ignition and modulation
- Optimum seasonal performances thanks to thermoregulation options such as SUPER CAR, CAR^{V2} and external probe
- Standard frost protection up to -5 °C



Dimensions (H x W x D) mm	Empty appliance weight kg
900 x 600 x 450	70,2

Model	Code N.G. L.P.G.	Heat output kW		Storage tank capacity	Efficiency at nominal heat output	Sanitary comfort (EN 13203-1)	Protection index	DHW production (Δt 30 °C)	
		C.H.	DHW					First 10 min	Continuous service
ZEUS SUPERIOR 32 kW	3.018510 3.018510GPL	31,7	31,7	54 litres	94,3%	★ ★ ★	IPX5D	160 litres	15,1 U/min

Main thermoregulation kits

Type	Code
SUPER CAR (weekly thermostat and modulating remote control)	3.016577
CAR ^{V2} (weekly thermostat and modulating remote control)	3.021395
External probe	3.014083
Relay board kit	3.015350

Main option kits

2 litres additional system expansion vessel	3.018433
Recirculation kit (domestic hot water pump included)	3.015380

For the complete list of the option kits and of the "Blue series" flue system kits for ZEUS SUPERIOR 32 kW boiler see the second section of the catalogue.



ZEUS kW

Wall-hung traditional boiler with built-in stainless steel storage tank of 45 litres

- Heat outputs of 24 and 28 kW
- Sealed chamber fan assisted models
- Integrated stainless steel storage tank with capacity of 45 litres
- Compact dimensions
- Adjustable system by-pass
- Electronic control board microprocessor driven
- Electronic ignition and modulation
- Optimum seasonal performances thanks to thermoregulating options such as CAR^{v2} and external probe
- Standard frost protection up to -5 °C



Model	Dimensions (H x W x D) mm	Empty appliance weight kg
ZEUS 24 kW	890 x 580 x 380	54,0
ZEUS 28 kW	890 x 580 x 380	58,0

Model	Code N.G. L.P.G.	Heat output kW	Storage tank capacity	Efficiency at nominal heat output	DHW production (Δt 30 °C)		Protection index
					First 10 min	Continuous service	
ZEUS 24 kW	3.018506 3.018506GPL	24,0	45 litres	94,1%	135 litres	11,5 l/min	IPX4D
ZEUS 28 kW	3.018507 3.018507GPL	28,0	45 litres	93,9%	145 litres	13,4 l/min	IPX4D

Main thermoregulation kits

Type	Code
CAR ^{v2} (weekly thermostat and modulating remote control)	3.021395
External probe	3.014083
Control box for pumps and zones	3.011668

Main option kits

DHW expansion vessel	3.017744
Recirculation kit (domestic hot water pump included)	3.015380

For the complete list of the option kits and of the "Blue series" flue system kits for ZEUS kW boiler see the second section of the catalogue.



MAIOR EOLO

Wall-hung combi traditional boiler with "Aqua Celeris"

- Sealed chamber fan assisted models with heat outputs of 24, 28 and 32 kW
- New modern design
- "Aqua Celeris" patented system
- Approved for indoor and outdoor installation in partially protected areas
- Adjustable system by-pass
- Electronic control board microprocessor driven
- Electronic ignition and modulation
- Optimum seasonal performances thanks to thermoregulating options such as CAR^{v2} and external probe
- Optional connection group
- Standard frost protection up to -5 °C



Model	Dimensions (H x W x D) mm	Empty appliance weight kg
24	751 x 440 x 340	41,5
28	751 x 440 x 340	41,9
32	751 x 440 x 340	42,4

Model	Code N.G. L.P.G.	Heat output kW	Efficiency at nominal heat output	Sealed chamber fan assisted	DHW production (Δt 30 °C)	Protection index
MAIOR EOLO 24 4 E	3.020922 3.020922GPL	24,0	93,0%	•	11,5 l/min	IPX5D
MAIOR EOLO 28 4 E	3.020923 3.020923GPL	28,0	94,3%	•	13,4 l/min	IPX5D
MAIOR EOLO 32 4 E	3.020924 3.020924GPL	32,0	93,5%	•	15,3 l/min	IPX5D

Main thermoregulation kits

Type	Code
CAR ^{v2} (weekly thermostat and modulating remote control)	3.021395
External probe	3.014083
Solar probe kit	3.021452
Relay board kit	3.015350

Main option kits

2 litres additional system expansion vessel	3.018433
Connection kit	3.021453

For the complete list of the option kits and of the "Blue series" flue system kits for MAIOR EOLO boiler see the second section of the catalogue.



MAIOR EOLO X 28

Wall-hung compact traditional boiler for heating only

- Heat output of 28 kW
- Digital display
- Electronic control board microprocessor driven
- Electronic ignition and modulation
- Pre-arranged for connection to Immerstor range
- Adjustable by-pass
- Possible connection to CAR^{V2} and external probe
- Optional storage tank connection group
- Standard frost protection up to -5 °C



Dimensions (H x W x D) mm	Empty appliance weight kg
751 x 440 x 340	37,3

Model	Code N.G. L.P.G.	Heat output kW	Efficiency at nominal heat output	Protection index
MAIOR EOLO X 28	3.020928 3.020928GPL	28,0	94,3%	IPX5D

Main thermoregulation kits

Type	Code
CAR ^{V2} (weekly thermostat and modulating remote control)	3.021395
External probe	3.014083
Relay board kit	3.015350

Main option kits

Connection kit	3.021453
Storage tank connection kit	3.020934

For the complete list of the option kits and of the "Blue series" flue system kits for MAIOR EOLO X 28 boiler see the second section of the catalogue.

NIKE MINI 28 kW SPECIAL

Wall-hung combi traditional boiler

- Open chamber conventional flue model with heat output of 28 kW
- Compact dimensions
- Functioning information and diagnostic by LED
- Electronic control board microprocessor driven
- Electronic ignition and modulation
- Compact hydraulic group with automatic system by-pass
- Domestic hot water stainless steel heat exchanger
- Possible connection to CAR^{V2} and external probe



Dimensions (H x W x D) mm	Empty appliance weight kg
740 x 450 x 310	31,0

Model	Code N.G. L.P.G.	Heat output kW	Efficiency at nominal heat output	DHW production (Δt 30 °C)	Protection index
NIKE MINI 28 kW SPECIAL	3.018921 3.018921GPL	27,9	90,3%	13,3 l/min	IPX4D

Main thermoregulation kits

Type	Code
CAR ^{V2} (weekly thermostat and modulating remote control)	3.021395
External probe	3.014083

Main option kits

Anti-scale kit	3.016305
All-purpose connection kit	3.011667

For the complete list of the option kits for NIKE MINI 28 kW SPECIAL boiler see the second section of the catalogue.



MINI NIKE/EOLO

Wall-hung compact combi traditional boiler

- Heat outputs of 24 and 28 kW
- Open chamber conventional flue model (NIKE) or sealed chamber fan assisted models (EOLO)
- New modern design and compact dimensions
- Digital display
- Electronic control board microprocessor driven
- Electronic ignition and modulation
- Compact hydraulic group with adjustable system by-pass
- Domestic hot water stainless steel heat exchanger
- Possible connection to CAR^{V2} and external probe
- Optional connection group



Model	Dimensions (H x W x D) mm	Empty appliance weight kg
NIKE 24	755 x 440 x 240	26,1
EOLO 24	751 x 440 x 240	32,0
EOLO 28	751 x 440 x 340	38,0

Model	Code N.G. L.P.G.	Heat output kW	Efficiency at nominal heat output	Open chamber conventional flue	Sealed chamber fan assisted	DHW production (Δt 30 °C)	Protection index
MINI NIKE 24 3 E	3.020852 3.020852GPL	23,8	91,0%	•		11,4 l/min	IPX4D
MINI EOLO 24 3 E	3.020853 3.020853GPL	24,0	93,6%		•	11,5 l/min	IPX5D
MINI EOLO 28 3 E	3.020856 3.020856GPL	28,0	94,3%		•	13,4 l/min	IPX5D

Main thermoregulation kits

Type	Code
CAR ^{V2} (weekly thermostat and modulating remote control)	3.021395
External probe	3.014083

Main option kits

Connection kit	3.021453
Anti-scale kit	3.016305

For the complete list of the option kits and of the "Blue series" flue system kits for MINI EOLO boiler see the second section of the catalogue.



MINI NIKE/EOLO X

Wall-hung compact traditional boiler for heating only

- Heat output of 24 kW
- Open chamber conventional flue models (NIKE) or sealed chamber fan assisted models (EOLO)
- New modern design and compact dimensions
- Digital display
- Electronic control board microprocessor driven
- Electronic ignition and modulation
- Pre-arranged for connection to Immerstor range
- Adjustable by-pass
- Possible connection to CAR^{V2} and external probe
- Optional connection group



Model	Dimensions (H x W x D) mm	Empty appliance weight kg
NIKE X 24	755 x 440 x 240	25,5
EOLO X 24	751 x 440 x 240	31,4

Model	Code N.G. L.P.G.	Heat output kW	Efficiency at nominal heat output	Open chamber conventional flue	Sealed chamber fan assisted	Protection index
MINI NIKE X 24 3 E	3.020857 3.020857GPL	23,8	91,0%	•		IPX4D
MINI EOLO X 24 3 E	3.020855 3.020855GPL	24,0	93,6%		•	IPX5D

Main thermoregulation kits

Type	Code
CAR ^{V2} (weekly thermostat and modulating remote control)	3.021395
External probe	3.014083

Main option kits

Connection kit	3.021453
Anti-scale kit	3.016305
Storage tank connection kit	3.020934

For the complete list of the option kits and of the "Blue series" flue system kits for MINI EOLO X boiler see the second section of the catalogue.



NIKE/EOLO MYTHOS

Wall-hung combi traditional boiler

- Open chamber conventional flue model (NIKE) and sealed chamber fan assisted model (EOLO), both with heat output of 24 kW
- Compact dimensions
- Digital display
- Adjustable by-pass
- Electronic ignition and modulation
- Electronic control board microprocessor driven
- Optional connection group
- Possible connection to CAR^{V2} and MINI CRD



Model	Dimensions (H x W x D) mm	Empty appliance weight kg
NIKE MYTHOS 24	751 x 440 x 240	24,2
EOLO MYTHOS 24	756 x 440 x 240	29,2

Model	Code N.G. L.P.G.	Heat output kW	Efficiency at nominal heat output	Open chamber conventional flue	Sealed chamber fan assisted	Protection index	DHW production (Δt 30 °C)
NIKE MYTHOS 24 2 E	3.024014 3.024014GPL	23,6	89,8%	•		IPX4D	11,3 l/min
EOLO MYTHOS 24 2 E	3.024013 3.024013GPL	24,0	91,7%		•	IPX5D	11,4 l/min

Main thermoregulation kits

Type	Code
CAR ^{V2} (weekly thermostat and modulating remote control)	3.021395
MINI CRD (mini weekly thermostat and modulating remote control)	3.020167

Main option kits

Connection kit	3.015229
Anti-scale kit	3.013860

For the complete list of the option kits and of the "Blue series" flue system kits for EOLO MYTHOS 24 boiler see the second section of the catalogue.



NIKE/EOLO STAR **NEW**

Wall-hung combi traditional boiler with bithermal heat exchanger

- Open chamber conventional flue model (NIKE) and sealed chamber fan assisted model (EOLO)
- Compact dimensions
- Digital display
- Pneumatic gas valve (4E versions)
- Electronic gas valve (5E version)
- Bithermal heat exchanger for heating and fast domestic hot water production
- Adjustable by-pass
- Electronic ignition and modulation
- Electronic control board microprocessor driven
- Optional connection group
- Possible connection to CAR^{V2} and MINI CRD



Model	Dimensions (H x W x D) mm	Empty appliance weight kg
NIKE STAR 24 4 E	751 x 440 x 240	24,6
EOLO STAR 24 4 E	751 x 440 x 240	29,0
EOLO STAR 24 5 E	751 x 440 x 240	29,0

Model	Code N.G. L.P.G.	Heat output kW	Efficiency at nominal heat output	Open chamber conventional flue	Sealed chamber fan assisted	Protection index	DHW production (Δt 30 °C)
NIKE STAR 24 4 E	3.027058 3.027058GPL	23,6	91,1%	•		IPX4D	11,3 l/min
EOLO STAR 24 4 E	3.027046 3.027046GPL	23,8	93,4%		•	IPX5D	11,4 l/min
EOLO STAR 24 5 E	3.027494 3.027494GPL	23,8	93,4%		•	IPX5D	11,4 l/min

Main thermoregulation kits

Type	Code
CAR ^{V2} (weekly thermostat and modulating remote control)	3.021395
MINI CRD (mini weekly thermostat and modulating remote control)	3.020167
DOMINUS interface kit	3.026273

Main option kits

Connection kit	3.015229
Cover kit for direct air suction (only for EOLO STAR)	3.019090

For the complete list of the option kits and of the "Blue series" flue system kits for EOLO STAR boiler see the second section of the catalogue.



VICTRIX PRO

Wall-hung modular condensing boiler for heating only

- Wide range (5 models)
- High efficiency and low pollutant emissions thanks to condensing technology
- Modulating heat output from 10 to 100%
- Possible indoor or outdoor installation (thanks to special supporting frame)
- Double NTC probe for optimum temperature control
- Electronic control board microprocessor driven
- Electronic ignition and modulation
- Possibility of installation in cascade (up to 8 appliances)
- Hydraulic options and flue systems for cascade installations (up to 5 appliances)
- Possibility to connect a separate storage tank unit
- Standard frost protection up to -5 °C



Model	Dimensions (H x W x D) mm	Empty appliance weight kg
35 1 I	843 x 442 x 453	51,2
55 1 I	843 x 442 x 453	51,4
80 1 I	1038 x 600 x 497	79,5
100 1 I	1038 x 600 x 497	95,9
120 1 I	1038 x 600 x 497	102,5

Model	Code N.G. L.P.G.	Heat output kW		Efficiency at nominal heat output		Protection index
		80-60 °C	50-30 °C	80-60 °C	50-30 °C	
VICTRIX PRO 35 1 I	3.024488 3.024488GPL	34,0	37,3	97,3%	107,0%	IPX5D
VICTRIX PRO 55 1 I	3.024489 3.024489GPL	49,9	54,8	97,3%	106,8%	IPX5D
VICTRIX PRO 80 1 I	3.024490 3.024490GPL	73,0	80,3	97,0%	106,6%	IPX5D
VICTRIX PRO 100 1 I	3.024491 3.024491GPL	90,0	98,8	97,5%	107,0%	IPX5D
VICTRIX PRO 120 1 I	3.024492 3.024492GPL	111,0	121,7	97,3%	106,7%	IPX5D

For the complete list of the accessories for VICTRIX PRO boiler see page 81.

ACCESSORIES

THERMOREGULATION p. 134

FLUE KITS p. 139

OPTION KITS p. 157



Thermoregulation

DOMINUS


This simple, intuitive App lets you control your boiler and display operation data on your tablet, smartphone and portable PC. Using the optional Wi-Fi transmitter kit (code no. 3.026273), installed before your modem/router wireless (not supplied by Immergas), you can communicate with the boiler's circuit board from any location.

Advantages of DOMINUS app

- free download on APP Store, Google Play and Windows Store
- intuitive navigation and simple use on smartphone and tablet touchscreens
- remote control with direct access to main system settings, such as:
 - operation status
 - heating/DHW temperature setting
 - ambient temperature
 - reception of error messages
 - generator resetting
 - accessible for use anywhere at any time
 - easy installation
 - encrypted security access




DOMINUS interface kit


Description		Code
Available for VICTRIX MAIOR TT, VICTRIX TT ErP, VICTRIX TT, VICTRIX EXA, VICTRIX TERA and NIKE/EOLO STAR.		3.026273

Thermoregulation

SUPER CAR (weekly thermostat and modulating remote control)

Description		Code
<p>Available for: All SUPERIOR models, VICTRIX ZEUS 26 ErP and HERCULES</p> <p>Temperature control class: V* or VI Contribution to seasonal space heating energy efficiency 3%* or 4%</p>	 <p>Dimensions (H x W x D) mm 95 x 140 x 31</p>	3.016577

CAR^{V2} (weekly thermostat and modulating remote control)

<p>Available for all models</p> <p>Temperature control class: V* or VI Contribution to seasonal space heating energy efficiency 3%* or 4%</p>	 <p>Dimensions (H x W x D) mm 103 x 142 x 31</p>	3.021395
---	--	----------

CAR^{V2} WIRELESS (radio wave weekly thermostat and modulating remote control)

<p>Available for all models (except VICTRIX SUPERIOR ErP, VICTRIX ZEUS SUPERIOR ErP, VICTRIX ZEUS 26 ErP and HERCULES)</p> <p>Temperature control class: V* or VI Contribution to seasonal space heating energy efficiency 3%* or 4%</p>	 <p>Dimensions (H x W x D) mm 103 x 142 x 31</p> <p>Dimensions (H x W x D) mm 82 x 105 x 26</p>	3.021623
--	---	----------

MINI CRD (MINI weekly thermostat and modulating remote control)

<p>Available for all models (except VICTRIX SUPERIOR ErP, VICTRIX ZEUS SUPERIOR ErP, VICTRIX ZEUS 26 ErP and HERCULES)</p> <p>Temperature control class: V* or VI Contribution to seasonal space heating energy efficiency 3%* or 4%</p>	 <p>Dimensions (H x W x D) mm 80 x 80 x 23</p>	3.020167
--	--	----------

* Temperature control class with default settings. Some heat regulation device can change class depending on the settings and operation modes that can be changed, for example Modulating or ON/OFF, The use of these devices contributes, in percentage, to the seasonal energy efficiency of the heating system



Thermoregulation

CRONO 7 (weekly digital chronothermostat)

Description		Code
<p>Weekly thermostat and modulating remote control.</p> <p>Temperature control class: V* or VI Contribution to seasonal space heating energy efficiency 3%* or 4%</p>	 <p>Dimensions (H x W x D) mm 103 x 142 x 31</p>	3.021622


CRONO 7 (weekly digital chronothermostat wireless)

<p>Weekly thermostat and modulating remote control.</p> <p>Temperature control class: IV* or VII Contribution to seasonal space heating energy efficiency 2%* or 3,5%</p>	 <p>Dimensions (H x W x D) mm 103 x 142 x 31</p>  <p>Dimensions (H x W x D) mm 82 x 105 x 26</p>	3.021624
---	--	----------

Room thermostat

<p>Simple thermostat for the manual regulation of the temperature.</p> <p>Available for all models.</p> <p>Temperature control class: I* Contribution to seasonal space heating energy efficiency 1%*</p>		3.012287
---	--	----------

External probe


<p>Allows at the boiler to functioning at a variable temperature according to the climatic conditions.</p> <p>Available for all models, except NIKE/EOLO STAR and NIKE/EOLO MYTHOS.</p> <p>Temperature control class: II*, VI or VII Contribution to seasonal space heating energy efficiency 2%*, 4% or 3,5%</p>		3.014083
---	--	----------

* Temperature control class with default settings. Some heat regulation device can change class depending on the settings and operation modes that can be changed, for example Modulating or ON/OFF, The use of these devices contributes, in percentage, to the seasonal energy efficiency of the heating system




Thermoregulation

Telephonic remote control

Description		Code
<p>For buildings equipped with telephone network. Available for all models.</p>	 <p>Dimensions (H x W x D) mm 85 x 85 x 31</p>	3.013305



GSM telephonic control

<p>For buildings not equipped with telephone network. Available for all models</p>	 <p>Dimensions (H x W x D) mm 198 x 78 x 30,5</p>	3.017182
--	---	----------

Control box for pumps and zones (maximum 3)

<p>Available for all models except NIKE/EOLO STAR and NIKE/EOLO MYTHOS.</p>		3.011668
---	--	----------

Relay board kit

<p>Allows interface between zone valves and CAR^{v2} or SUPER CAR, to send an alarm signal, to manage external pump etc. Available for all models except NIKE/EOLO STAR, NIKE/EOLO MYTHOS, ZEUS KW and NIKE MINI 28 SPECIAL.</p>		3.015350
<p>Allows interface between zone valves and CAR^{v2} or SUPER CAR. Available for VICTRIX ZEUS 26 ErP only</p>		3.017331

* Temperature control class with default settings. Some heat regulation device can change class depending on the settings and operation modes that can be changed, for example Modulating or ON/OFF, The use of these devices contributes, in percentage, to the seasonal energy efficiency of the heating system




Thermoregulation

Low temperature safety thermostat kit

Description	Code
For HERCULES CONDENSING ErP and HERCULES SOLAR 26 ErP.	3.019869
For VICTRIX SUPERIOR ErP/ X ErP, VICTRIX TT ErP/ X ErP and VICTRIX MAIOR TT ErP/ X ErP.	3.019229

Storage tank NTC probe kit

For electrical connection between gas boiler < 35 kW and storage tank not Immergas. Provided as standard with all Immergas storage tanks except UB 550/750 V2.		3.019375
--	--	----------

Solar probe kit

Available for: all VICTRIX models and MAIOR EOLO.	3.021452
---	----------

Solar collector temperature probe kit

For HERCULES SOLAR 26 ErP (as standard with HERCULES SOLAR 26 ErP).	1.028812
---	----------

Multi-zone electronic board **NEW**

<p>It can manage 4 zones at the same temperature or 1 mixed and 1 direct zone by remote modulating controls (ie. CAR ^{v2}).</p> <p>For VICTRIX TT ErP/X, VICTRIX MAIOR TT/X, VICTRIX EXA/X, VICTRIX TERA/PLUS e NIKE STAR 24.</p>		3.028444
--	--	----------







Mixing valve kit **NEW**

For multi-zone electronic board.	3.027084
----------------------------------	----------

Flue systems “Green series” for condensing boilers < 35 kW

The “Green Series” kits are exclusively made for condensing boilers and they are PPS manufactured in order to guarantee high resistance to corrosion and allow quick and functional installation, thanks also to the simple coupling system adopted and to the use of special seals. To ensure correct installation of Immergas condensing boilers, the air inlet/flue outlet pipes kit **must be selected from the Immergas “Green Series”** shown here. **These components** - except for the C₆ type - **are provided and guaranteed by the boiler’s constructor.**












Concentric kits Ø 60/100

Description		Code
Horizontal concentric complete kit Ø 60/100 with swivel terminal Max lenght 9,9 m.		3.024267
Horizontal concentric complete kit Ø 60/100 Max lenght 12,9 m.		3.012000
Horizontal concentric complete kit Ø 60/100 Short Max lenght 11,9 m.		3.024598
Vertical concentric complete kit Ø 60/100 (red ocher colour)		3.016833
Vertical concentric complete kit Ø 60/100 (black colour)		3.018501
Horizontal concentric outlet Ø 60/100		3.016836
Horizontal concentric swivel outlet Ø 60/100		3.027408
Flanged stub-pipe kit Ø 60/100		3.012086
Pipe Ø 60/100 with inspection holes		3.024599
Extension pipe kit Ø 60/100 1 m long		3.012089
Extension pipe kit Ø 60/100 0,5 m long		3.014643
90° bend Ø 60/100 kit		3.012093
90° bend Ø 60/100 kit with inspection holes		3.016174
45° bend Ø 60/100 kit		3.012095
10 gasket kit Ø 60 (5 bend gaskets and 5 extension gaskets)		3.015376
Gasket kit for flange Ø 60/100		3.015379




Flue systems “Green series” for condensing boilers < 35 kW

Twin pipe kits Ø 80

Description		Code
Twin pipe complete kit		3.012002
Vertical Terminal outlet kit Ø 80		3.015256
Anti-wind vertical terminal kit Ø 80		3.021721
Stainless steel vertical outlet kit Ø 80		3.024295
Horizontal outlet terminal Ø 80		3.016363
Flanged stub-pipe Ø 80 for flue discharge		3.016364
Flanged stub-pipe kit Ø 80		3.012087
Flanged stub-pipe + bend + extension pipe Ø 80 for flue discharge		3.016365
4 extension pipes Ø 80 kit 0,5 m long		3.014642
4 extension pipes Ø 80 kit 1 m long		3.012088
1 extension pipe Ø 80 2 m long		3.016837
4 x 90° bends Ø 80 kit		3.012091
45° bend Ø 80 kit		3.012092
10 gasket kit Ø 80 (5 bend gaskets and 5 extension gaskets)		3.015378

Flue systems “Green series” for condensing boilers < 35 kW

Concentric kits Ø 80/125

Description		Code
Horizontal concentric kit Ø 80/125		3.015242
Vertical concentric kit Ø 80/125		3.015243
Extension pipe Ø 80-125 1 m long		3.018667
Extension pipe kit Ø 80/125 2 m long		3.015246
87° bend Ø 80/125 kit with inspection holes		3.022988
Stub-pipe kit Ø 80/125 with inspection holes		3.022989
87° Bend kit Ø 80/125		3.015247
2 x 45° Bend kit Ø 80/125		3.015248
Flange Ø 60/100 coupling Ø 80/125 adapter kit		3.022990
Flashing Kit Ø 80/125 for flat roof		3.015249

Kit for ducting systems c_p - for air intake directly from the shaft where the flue gas exhaust is obtained by means of a ducting system.

Ø 125 adapter kit for C_p ducting system		3.022033
Ø 100 adapter kit for C_p ducting system		3.022032

Cover kits

Cover kit for VICTRIX ZEUS SUPERIOR ErP		3.018247
Cover kit for VICTRIX SUPERIOR ErP/ X ErP		3.017209
Cover kit for VICTRIX ZEUS 26 ErP		3.018434
Cover kit for VICTRIX EXA ErP/X ErP		3.026010
Cover kit for VICTRIX MAIOR TT ErP/X ErP, VICTRIX TT ErP/X ErP		3.024608
Cover kit for VICTRIX TERA/PLUS NEW		3.027263

Additional kits

B_{23} terminal kit for HERCULES ErP		3.020004
--	--	----------



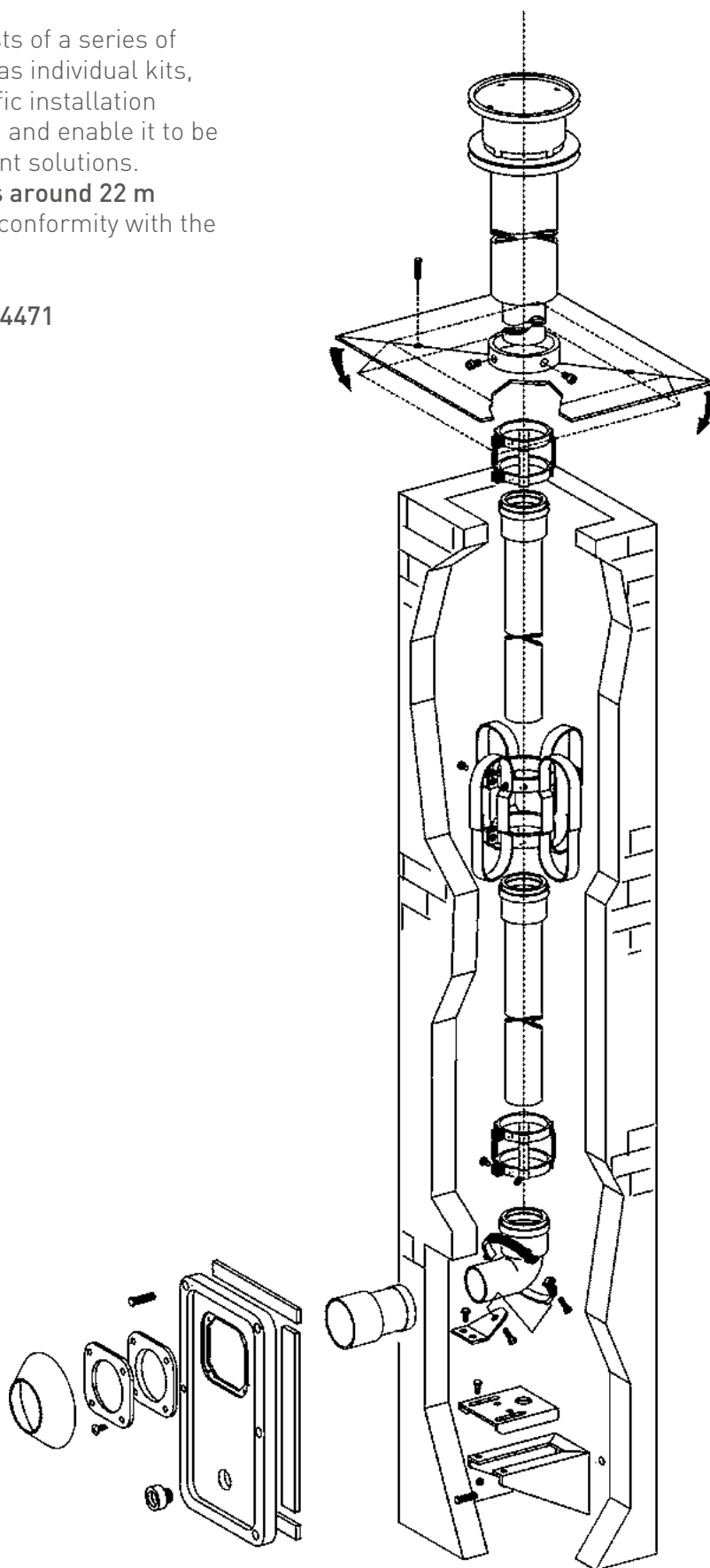
Flue systems “Green series” for condensing boilers < 35 kW

Ø 60 mm ducting system

The Immergas ducting system consists of a series of modules and components, identified as individual kits, which, assembled according to specific installation needs, make up the complete system and enable it to be combined with the various known plant solutions.












The maximum allowed pipe length is around 22 m (the installation has to be realized in conformity with the assembling instruction provided).

EC Certificate according to UNI EN 14471



Flue systems “Green series” for condensing boilers < 35 kW

Ø 60 mm ducting system

Description		Code
Vertical outlet kit for ducting system Ø 60 (vertical concentric exhaust flue terminal Ø 60 and chimney closing panel)		3.012112
Push-fitting extension pipes kit 1 m for ducting system Ø 60 (4 extension pipes Ø 60 1 m long)		3.012144
Push-fitting extension pipes kit 2 m for ducting system Ø 60 (1 extension pipe Ø 60 2 m long)		3.013869
Pipe clamp kit for ducting system Ø 60 (5 pipe clamps Ø 60)		3.012145
Spacer pipe clamp kit for ducting system Ø 60 (3 spacer pipe clamps Ø 60)		3.012146
Hanging bracket kit (adjustable support chimney hanging bracket)		3.011600
Support bend kit for ducting system Ø 60 (support bend Ø 60, bend locking collar, clamp, reduction Ø 80 - Ø 60)		3.012153
Chimney hole closing panel (hole closing panel, inspection door and grommet)		3.012008
90° bend Ø 60 for ducting system		3.013870
45° bend Ø 60 for ducting system		3.013871
Ø 100 adapter kit for C ₉ ducting system* (for direct air intake from an existing chimney with green series ducting systems)		3.022032

* The kit must be combined with Ø 60/100 flue discharge kits (see page 139).



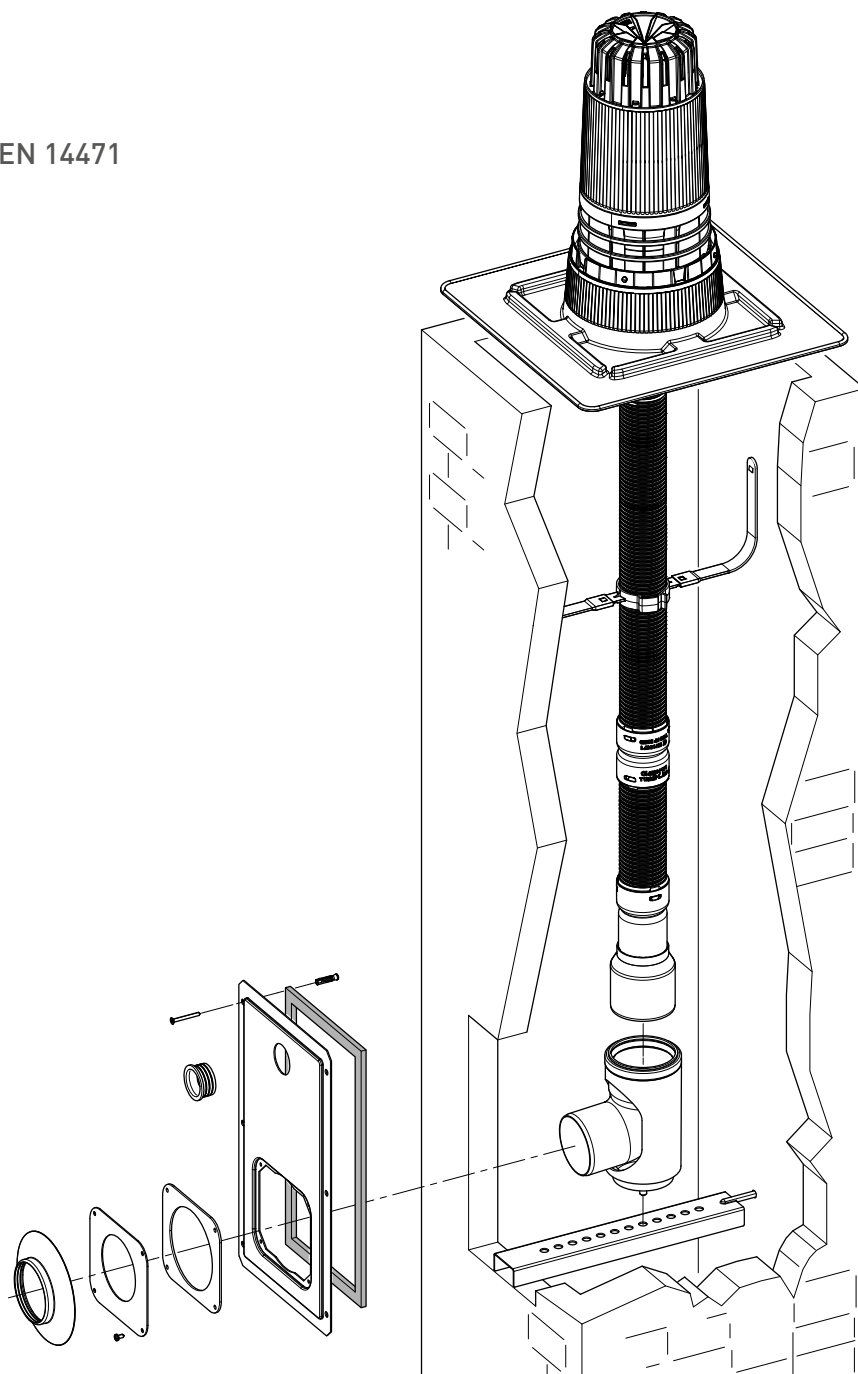
Flue systems “Green series” for condensing boilers < 35 kW

Ø 50 mm flexible ducting system **NEW**

The Immergas flexible ducting system consists of a series of modules and components, identified as individual kits, which, assembled according to specific installation needs, make up the complete system and enable it to be combined with the various known plant solutions.

The maximum allowed pipe length is around 8 m (the installation has to be realized in conformity with the assembling instruction provided).

EC Certificate according to UNI EN 14471



Flue systems “Green series” for condensing boilers < 35 kW






Ø 50 mm flexible ducting system

Description		Code
<p>1 Flexible hose kit Ø 50 mm In this kit there are:</p> <ul style="list-style-type: none">· flexible pipe Ø 50 (Ø 50 mm internal 58 mm external), L = 10 m· centring spacers and lubricant for gaskets		3.027354
<p>2 Components support kit for flexible flue extraction elements Ø 50 mm</p> <p>In this kit there are:</p> <ul style="list-style-type: none">· support bracket· bend Ø 80 M/F· Ø 80 M/Ø 50 flex.adapter kit plus various components for installation		3.027355
<p>3 Ø 80 “T-shaped” terminal kit for flex duct system Ø 50</p> <p>Useful when there’s a boiler with 80/80 pipe kit and ducting system with the only flue gas exhaust (C₅ type).</p> <p>The kit allows you to realize the ducting system maintaining existing chimney</p>		3.027356



Flue systems “Green series” for condensing boilers < 35 kW

Ø 50 mm flexible ducting system

Description		Code
<p>4 90° bend terminal kit for flex duct system Ø 50</p> <p>Useful when there's a boiler with 80/80 pipe kit and ducting system with the only flue gas exhaust (C₅ type). The kit allows you to realize the ducting system maintaining existing chimney.</p> <p>In this kit there are:</p> <ul style="list-style-type: none"> · support bracket · bend Ø 80 M/F · Ø 80 M/Ø 50 flex.adapter kit 		3.027357
<p>5 Vertical terminal kit Ø 80/125 for flexible flue extraction elements Ø 50</p> <p>Useful when there's a boiler with 80/80 pipe kit and ducting system with the only flue gas exhaust (C₅ type), or in presence of concentric flue systems (C₇ type).</p>		3.027358
<p>6 Adapter kit Ø 60 M/Ø 80 F</p> <p>To be used with the concentric kits Ø 60/100 in order to use duct kit C9 Ø 60/100 code 3.022032 (see page 141)</p>		3.017089
<p>7 Chimney hole closure panel</p> <p>In this kit there are:</p> <ul style="list-style-type: none"> · hole closing panel · inspection door · grommet 		3.012008
<p>8 Flexible/flexible adapter kit for flexible flue extraction elements Ø 50</p>		3.027359

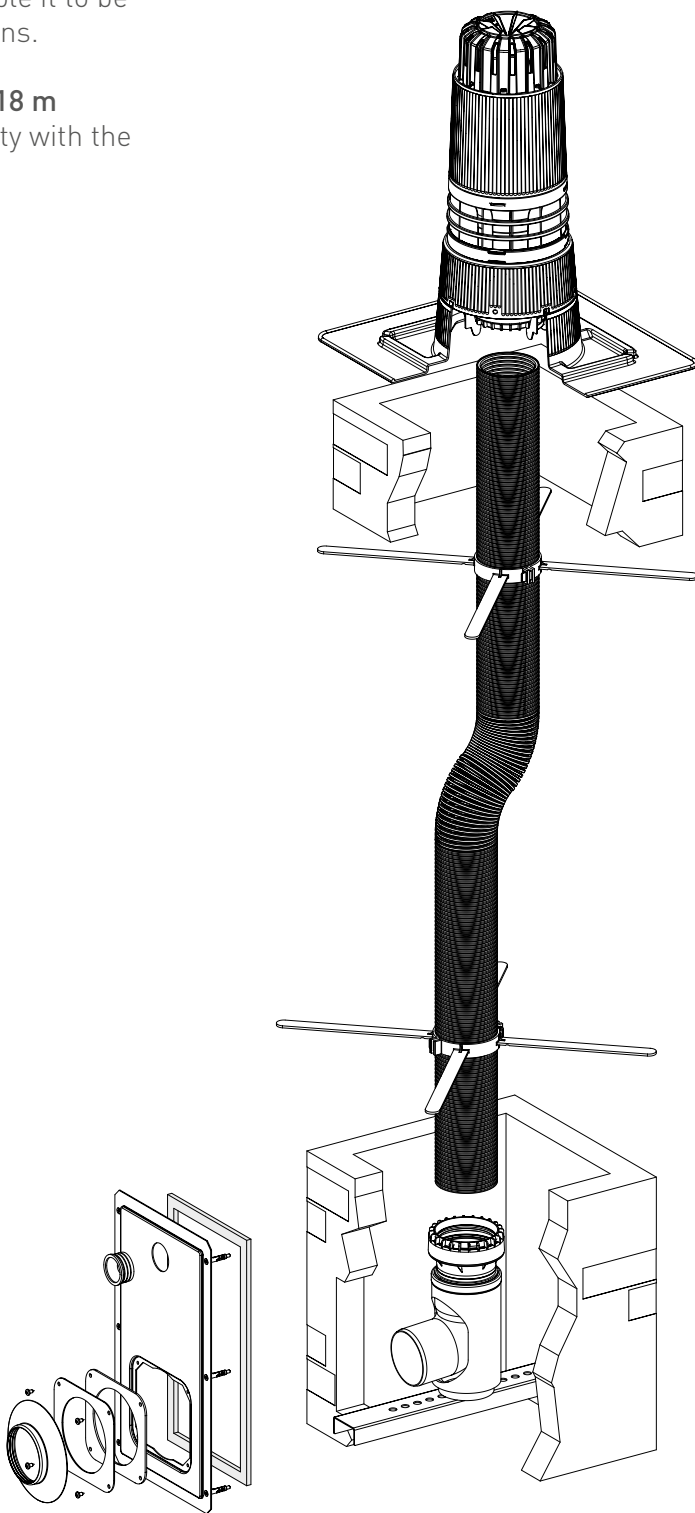
Flue systems “Green series” for condensing boilers < 35 kW

Ø 80 mm flexible ducting system **NEW**

The Immergas flexible ducting system consists of a series of modules and components, identified as individual kits, which, assembled according to specific installation needs, make up the complete system and enable it to be combined with the various known plant solutions.



The maximum allowed pipe length is around 18 m
(The installation has to be realized in conformity with the assembling instruction provided).

EC Certificate according to UNI EN 14471












Flue systems “Green series” for condensing boilers < 35 kW

Ø 80 mm flexible ducting system

Description		Code
Flexible ducting kit Ø 80 mm, L=12 m + 4 centering spacers		3.027875
Support bend kit Ø 80 mm 87° and flexible ducting adapter Ø 80		3.027873
Vertical outlet kit Ø 80/125 for flexible ducting Ø 80 Useful when there's a boiler with 80/80 pipe kit and ducting system with the only flue gas exhaust (C _s type), or in presence of concentric flue systems (C _g type)		3.027876
Support bend kit Ø 80 mm 70° M and flexible ducting adapter Ø 80		3.027874
Chimney hole closing panel kit		3.012008
Flexible/flexible adapter kit for flexible ducting Ø 80		3.027877

Flue systems “Blue Series” for traditional boilers and gas water heaters










Concentric kits Ø 60/100

Description		Code
Horizontal concentric kit Ø 60/100		3.025911
Horizontal concentric kit Ø 60/100 (Basic version)		3.014147
Horizontal concentric anti-freeze kit Ø 60/100		3.018210
Vertical concentric outlet Ø 60/100 (red ochre color) To be combined with the flanged stub-pipe for vertical outlet (code 3.011141)		3.015631
Horizontal outlet Ø 60/100		3.011572
Flanged stub-pipe Ø 60/100 vertical outlet		3.011141
Flanged bend Ø 60/100		3.011139
1 extension pipe Ø 60/100 0,5 m long		3.018278
1 extension pipe Ø 60/100 1 m long		3.018277
1 extension pipe Ø 60/100 2 m long		3.010739
90° bend Ø 60/100		3.010949
90° bend Ø 60/100 with inspection holes		3.016172
45° bend Ø 60/100		3.010950
Condense tank kit Ø 60/100		3.016173










Flue systems “Blue Series” for traditional boilers and gas water heaters

Twin pipe kits Ø 80

Description		Code
Twin pipe complete kit Ø 80/80		3.010351
Insulated twin pipe complete kit Ø 80/80		3.010233
Vertical flue outlet for twin pipes Ø 80		3.010963
Horizontal outlet Ø 80		3.011279
Wind-stop outlet		3.011488
Flanged stub-pipes Ø 80		3.011570
4 extension pipes Ø 80 0,5 m long		3.011491
4 extension pipes Ø 80 1 m long		3.010741
1 extension pipe Ø 80 2 m long		3.011167
1 insulated extension pipe Ø 80 1 m long		3.010947
1 insulated extension pipe Ø 80 2 m long		3.010948
4 x 90° bend Ø 80 kit		3.010955
90° bend Ø 80 with inspection hole		3.016175

Flue systems “Blue Series” for traditional boilers and gas water heaters








Twin pipe kits Ø 80

Description		Code
45° bend Ø 80 kit		3.010956
Insulated 90° bend Ø 80 kit		3.010953
Insulated 45° bend Ø 80 kit		3.010954
Female/female 90° bend Ø 80		3.011571
Female/female stub-pipe Ø 80		3.012714
Condense tank kit Ø 80		3.012009
Flue outlet wind-stop grate Ø 80		3.010962



Flue systems “Blue Series” for traditional boilers and gas water heaters

Concentric kits Ø 80/125

Description		Code
Adapter Ø 60/100 - 80/125		3.010957
Horizontal concentric kit Ø 80/125		3.010526
Vertical concentric complete kit Ø 80/125		3.010352
1 extension pipe Ø 80/125 0,5 m long		3.011157
1 extension pipe Ø 80/125 1 m long		3.010945
1 extension pipe Ø 80/125 2 m long		3.010946
90° bend Ø 80/125		3.010951
90° bend Ø 80/125 with inspection holes		3.016171
45° bend Ø 80/125		3.010952
Condense tank kit Ø 80/125		3.010960

Flue systems “Blue Series” for traditional boilers and gas water heaters

Additional kits for traditional boilers

Description	Code
10 gasket kit Ø 60 (5 bend gaskets and 5 extension gaskets)	3.011143
10 gasket kit Ø 80	3.011144
10 gasket kit Ø 100	3.011145
10 gasket kit Ø 125	3.011146
Wall sealing plate Ø 80 (2 pieces)	3.010996
Wall sealing plate Ø 100 (2 pieces)	3.010959
Wall sealing plate Ø 125 (2 pieces)	3.010958

Cover kits

Description	Code
Cover kit for EOLO MYTHOS 24 and EOLO STAR	3.019090
Cover kit for MINI EOLO 28 - MAIOR EOLO/X 28	3.020805
Cover kit for MINI EOLO 24/X 24	3.020897
Cover kit for CAESAR 14 ErP	3.014201
Cover kit for SUPER CAESAR 17 ErP	3.015980



Flue systems “Blue Series” for traditional boilers and gas water heaters

Ø 80 mm ducting system

The system consists in a series of components, supplied as individual kits, which can be assembled in 3 different configurations:

- 1 TWO-TEE ducting system
- 2 ONE-TEE ducting system
- 3 Ducting system WITH INLET BEND

In every configuration the pipes of the ducting system can be positioned, apart from existing chimneys, also in shaft without good development and with close perimeter.

1 TWO-TEE ducting system

With this solution the ducting system pipes are fitted into a TEE connection, in order to connect:

- The boiler, coupled to the horizontal leg
- A second tee element, with a respective inspection flap, located at a convenient height below the boiler

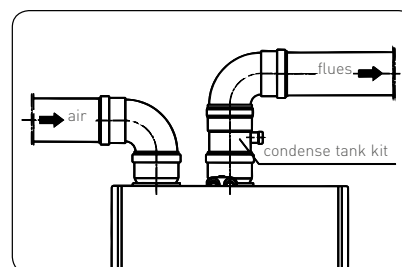
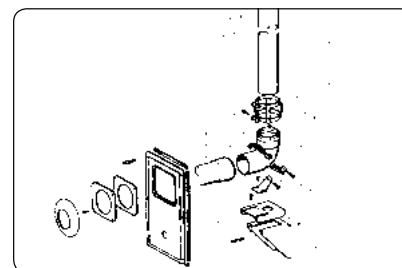
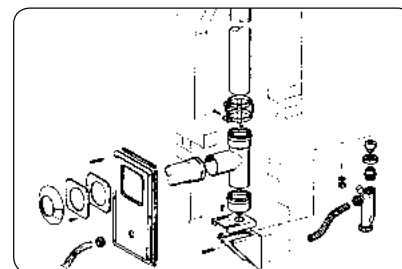
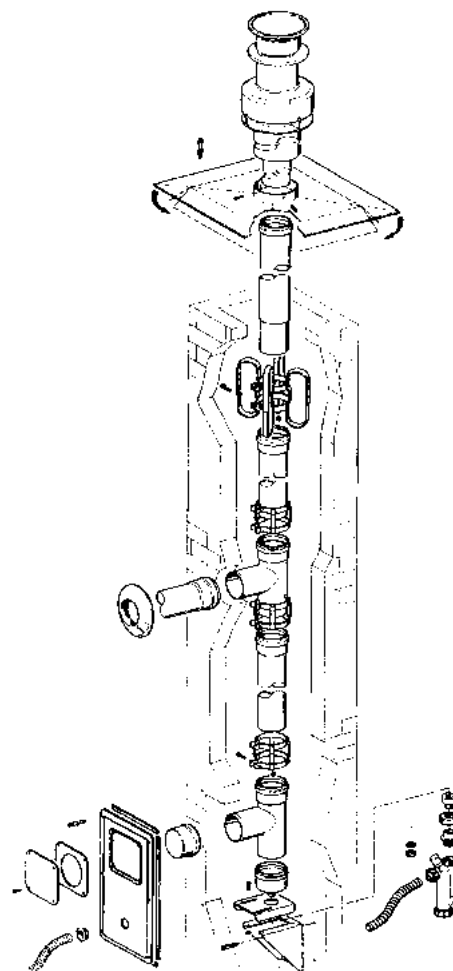
This system allows easy inspection of the flue and includes a special condensate collector kit to which a drain line can be connected.

2 ONE-TEE ducting system

In this configuration, the pipes of the ducting system end at the bottom with a TEE, of which the horizontal leg is connected to the boiler. The vertical bottom leg of the TEE incorporates a condensate collector kit that can be coupled to a drain line with a siphon trap. The flue is inspected from the point at which the duct connects with the boiler.

3 Ducting system WITH INLET BEND









This is the quickest ducting solution for lining an existing but unsuitable chimney. The connection between the boiler and the inlet end of ducting system is made with a 90° bend. Using this configuration, the Ø 80 condensate tank kit will be positioned near the boiler flue outlet (code 3.012009).



Description		Code
Condensate tank kit Ø 80		3.012009

Flue systems “Blue Series” for traditional boilers and gas water heaters





Ø 80 mm ducting system

Description		Code
Complete terminal kit		3.011582
4 extension pipes Ø 80 1 m long		3.011583
1 extension pipe Ø 80 2 m long		3.011584
5 pipe clamps kit		3.011585
3 spacer pipe clamps kit		3.011586
Hanging bracket kit (adjustable support chimney hanging bracket)		3.011600
Kit comprised of “T” fitting, aluminum draining cap (with its exit), chimney closing panel for inspection, chimney inspection door and grommet Ø 16		3.011601
“T” coupling seal kit with condensate trap		3.011961



Flue systems “Blue Series” for traditional boilers and gas water heaters

Ø 80 mm ducting system

Description		Code
Condensate siphon kit	 A grey plastic condensate siphon kit consisting of a vertical pipe with a yellow cap at the top and a flexible grey hose attached to the side.	3.011599
Support bend kit	 A black plastic 90-degree elbow fitting with a clamp and a small black plate.	3.012007
“T” connector kit	 A black plastic T-shaped connector fitting.	3.011595
Chimney hole closing panel	 A white plastic chimney hole closing panel with a rectangular cutout and a circular hole, accompanied by two circular gaskets and a small screw.	3.012008

UB INOX 80, 120, 200 V2

Stainless steel storage tanks

The UB INOX storage tank unit range is made of stainless steel, ideal for containing domestic hot water, with upper inspection flange. Casing painted in RAL 9010. The UB INOX storage tank units are equipped with:

- 2 extractable, stainless steel double concentric coil water/water heat exchangers (1 for UB INOX 80 V2 model)
- 8 bar DHW safety valve and 8 litre DHW expansion vessel with 2.5 bar preload
- 2 probe-supports and NTC probe for Immergas boiler connection < 35 kW
- storage tank draining valve
- thermometer and thermometer probe
- magnesium anode
- 20 mm soft upper, lower and frontal insulation, 40 mm stiff perimeter insulation
- pre-arranged for DHW recirculation
- UB INOX 120 V2 and UB INOX 200 V2 models pre-arranged for solar panels connection and solar unit



The **UB INOX SOLAR 200 V2** storage tank unit is an integrated solution consisting in a 200 litre stainless steel storage tank unit for production of domestic hot water and solar circuit included. (For components see page 58).

Model	Code	Capacity (litres)	Efficiency class	Dimensions (mm) H x W x D
UB INOX 80 V2	3.027817	83,9	C	850 x 550 x 550
UB INOX 120 V2	3.027818	128	C	850 x 650 x 650
UB INOX 200 V2	3.027819	199	C	1250 x 650 x 650
UB INOX SOLAR 200 V2	3.027820	199	C	1250 x 650 x 750

Main options

Type	Code
Solar central unit for UB INOX 120 V2 and UB INOX 200 V2	3.019097
Solar collector connection kit for UB INOX 200 V2	3.022195
Solar collector connection kit for UB INOX 120 V2	3.022197
Solar collector connection kit for 2 UB INOX 120 V2 or 2 UB INOX 200 V2 in parallel	3.022196
Connection kit for 2 UB INOX 120 V2 or 2 UB INOX 200 V2 in parallel	3.022212
UB INOX 80 V2 recirculation pipe kit	3.022198
UB INOX 120 V2 recirculation pipe kit	3.022199
UB INOX 200/200 SOLAR V2 recirculation pipe kit	3.022200
Recirculation pipe kit for 2 UB INOX 120 V2 or 2 UB INOX 200 V2 in parallel	3.022201



DIM ErP

Multisystem distribution manifolds for the management of zone systems and systems requiring great water flows. High energetic efficiency thanks to low consumption pumps

- Kits for the management of heating systems divided in different zones, heating systems with high/low temperature and heating systems with high flow rates
- Available in 5 different models
- Energy saving thanks to low electric consumption pumps
- No-return valve for each zone
- Easy recessed installation (19 cm deep only) or wall-hung
- Possible setting of the mixed zones (A-BT versions) up to 75 °C



Model	Dimensions (H x W x D) mm	Empty appliance weight kg
BASIC	700 x 450 x 190	12,5
2 ZONES	700 x 450 x 190	17,3
3 ZONES	700 x 450 x 190	19,8
A-BT	700 x 450 x 190	19,7
A-2BT	700 x 450 x 190	23,2

Model	Code
DIM BASIC ErP Kit for 1 zone systems Hydraulic manifold, 1 low consumption pump Attention: Using DIM BASIC ErP it is also necessary to install the relay board in the gas boiler	3.025606
DIM 2 ZONES ErP Kit for 2 zone systems Hydraulic manifold, 2 low consumption pumps and electronic board	3.025607
DIM 3 ZONES ErP Kit for 3 zone systems Hydraulic manifold, 3 low consumption pumps and electronic board	3.025608
DIM A-BT ErP Kit for mixed systems with 1 low temperature zone and 1 high temperature zone Hydraulic manifold, 2 low consumption pumps, 1 mixing valve and electronic board	3.025609
DIM A-2BT ErP Kit for mixed systems with 2 low temperature zones and 1 high temperature zone	3.025610






Main options

External probe	3.014083
Low temperature safety kit	3.013794
Shut-off knobs	3.014948





Option kits

Zones kits

Description		Code
Low temperature second zone kit. For HERCULES SOLAR 26 ErP and HERCULES CONDENSING ErP.		3.025483
High temperature second zone kit. For HERCULES SOLAR 26 ErP and HERCULES CONDENSING ErP.		3.025484
2 high temperature zones kit. For HERCULES SOLAR 26 ErP and HERCULES CONDENSING ErP		3.025485
Additional low temperature zone kit for ABT version.		3.025486
2 low temperature zones kit. For HERCULES SOLAR 26 ErP and HERCULES CONDENSING ErP.		3.025487

Recirculation kits (domestic hot water pump included)

Available for: ZEUS kW, ZEUS SUPERIOR kW, VICTRIX ZEUS SUPERIOR ErP, VICTRIX ZEUS 26 ErP and AVIO 24 ErP.		3.015380
Available for: HERCULES CONDENSING ErP and HERCULES SOLAR 26 ErP		3.020001


Clock kit for recirculation

To be used to manage the recirculation pump.		3.015431
--	--	----------




Option kits


Recirculation kits (only probe pipe)

Description		Code
For VICTRIX ZEUS 26 ErP and AVIO 24 ErP.		3.012944
For ZEUS SUPERIOR kW.		3.011547
For VICTRIX ZEUS SUPERIOR ErP.		3.013498


Magnetic cyclone filter kit

<p>To prevent system ferrous residual (only for internal installation).</p> <p>Available for: VICTRIX SUPERIOR ErP/ X ErP, VICTRIX ZEUS 26 ErP, VICTRIX ZEUS SUPERIOR ErP, VICTRIX MAIOR TT ErP/ X ErP, VICTRIX TT ErP/ X ErP, VICTRIX EXA ErP/ X ErP and VICTRIX TERA/ PLUS.</p>		3.024176
---	---	----------

Condensate discharge pump kit for floor standing boilers

<p>To be used in case of opposite slope between siphon and discharge It can only be installed inside the building and outside the appliance.</p>		3.026841
--	--	----------

Condensate discharge pump kit for wall-hung boilers

<p>To be used in case of opposite slope between siphon and discharge It can only be installed inside the building.</p>		3.026374
--	--	----------


Bottom cover kit for condensing boilers **NEW**

<p>For VICTRIX MAIOR TT ErP/X ErP, VICTRIX TT ErP/ X ErP, VICTRIX EXA ErP/X ErP and VICTRIX TERA/PLUS.</p> <p>The cover hides:</p> <ul style="list-style-type: none"> - all-purpose connection kit; - magnetic cyclone filter kit; - anti-scale kit; - shut off knobs; - condensate discharge pump kit 		3.027341
---	--	----------



Option kits

Condensate neutralizer kit

Description		Code
Necessary to neutralize the acidity of the condensation. Inclusive of granulate.		3.019857


Granulate for condensate neutralizer

Granulate for condensate neutralizer (Extra granulate for condensation passivator kit code 3.019857).		3.019865
---	--	----------


Shut off knobs

Shut off knobs with filter. Available for: ZEUS kW, ZEUS SUPERIOR kW, VICTRIX ZEUS SUPERIOR ErP, AVIO 24 ErP VICTRIX ZEUS 26 ErP, VICTRIX SUPERIOR ErP/X ErP, VICTRIX MAIOR TT ErP/ X ErP, VICTRIX TT ErP/ X ErP, VICTRIX MAIOR TT ErP/ X ErP, VICTRIX EXA/X ErP, VICTRIX TERA/PLUS and MAIOR EOLO.		3.015854
Shut off knobs.		3.5324
Gas and water inlet knobs kit for JULIUS STAR NEW		3.027712


Solar valve

Allows the connection between combi boiler and solar system. Available for: VICTRIX SUPERIOR ErP, VICTRIX MAIOR TT ErP, VICTRIX TT ErP, VICTRIX EXA ErP, MAIOR EOLO, NIKE MINI 28 kW SPECIAL, MINI NIKE/EOLO, NIKE/EOLO STAR, NIKE/EOLO MYTHOS 24, NIKE MYTHOS 24 ErP.		3.018911
---	--	----------

3/4" mixing valve (range 42-60°)

Available for: VICTRIX SUPERIOR ErP, VICTRIX MAIOR TT ErP, VICTRIX TT ErP, VICTRIX EXA ErP, MAIOR EOLO, NIKE MINI 28 kW SPECIAL, MINI NIKE/EOLO, NIKE/EOLO STAR, NIKE/EOLO MYTHOS 24, NIKE MYTHOS 24 ErP, CAESAR 14 ErP, SUPER CAESAR 17 ErP.		3.019099
---	--	----------


2 litres additional expansion vessel

Available for: ZEUS kW, ZEUS SUPERIOR kW, VICTRIX ZEUS SUPERIOR ErP, AVIO 24 ErP, VICTRIX ZEUS 26 ErP, VICTRIX SUPERIOR ErP/X ErP, MAIOR EOLO, MINI EOLO/NIKE and MINI EOLO/NIKE X.		3.018433
Available for: VICTRIX MAIOR TT ErP/ X ErP, VICTRIX TT ErP/X ErP, VICTRIX EXA/X ErP and VICTRIX TERA/ PLUS.		3.017514



Option kits

DHW expansion vessel

Description		Code
For ZEUS kW and AVIO 24 ErP.		3.017744
For VICTRIX ZEUS 26 ErP.		3.020400

Anti-scale kit

For MAIOR EOLO, NIKE MINI 28 kW SPECIAL and MINI NIKE/EOLO.		3.016305
For NIKE/EOLO STAR and NIKE/EOLO MYTHOS..		3.013860
For VICTRIX SUPERIOR ErP, VICTRIX MAIOR TT ErP, VICTRIX TT ErP, VICTRIX TT, VICTRIX EXA ErP and VICTRIX TERA.		3.017323
For HERCULES CONDENSING ErP.		3.019999
For HERCULES SOLAR 26 ErP.		3.020498
For ZEUS SUPERIOR kW.		3.011675
For ZEUS kW and AVIO 24 ErP.		3.013061
For VICTRIX ZEUS SUPERIOR ErP and VICTRIX ZEUS 26 ErP.		3.013499
For gas water heaters.	3.014114	



90° Gas valve

For JULIUS ErP.		3.014145
-----------------	---	----------

Gas pressure regulation kit


For JULIUS ErP.		3.014607
-----------------	--	----------

All-purpose connection kit



For wall-hung combi boilers.		3.011667
For gas water heaters.		3.015027

Option kits

Connection kit

Description		Code
For EOLO/NIKE STAR 24 and NIKE/EOLO MYTHOS.		3.015229
For MAIOR EOLO/X and MINI NIKE/EOLO X.		3.021453
For VICTRIX TT ErP, VICTRIX EXA ErP, VICTRIX TT and VICTRIX TERA.		3.019264
For VICTRIX X TT , VICTRIX EXA 24 X ErP, VICTRIX X TT ErP and VICTRIX TERA PLUS		3.024907
For VICTRIX ZEUS 26 ErP.		3.020505

Storage tank connection kit

For VICTRIX SUPERIOR 32 X ErP.		3.022848
For MINI and MAIOR X.		3.020934
For VICTRIX X TT ErP, VICTRIX EXA 24 X ErP, VICTRIX TERA PLUS, VICTRIX X TT and VICTRIX MAIOR 35 X TT ErP (to be combined to the connection kit 3.024907).		3.024609

Solar collector kit

For HERCULES CONDENSING ErP (pipes and fittings).		3.019998
---	--	----------

Solar connection kit for HERCULES SOLAR 26 ErP

For template alignment.		3.021382
-------------------------	--	----------

Anti-freeze protection kit -15 °C

For EOLO STAR 24 and EOLO MYTHOS 24.		3.016144
For VICTRIX SUPERIOR ErP/X ErP.		3.015348
For VICTRIX ZEUS SUPERIOR ErP, VICTRIX ZEUS 26 ErP, VICTRIX MAIOR TT/X ErP, VICTRIX TT ErP/X ErP, VICTRIX EXA ErP/X ErP and VICTRIX TERA PLUS.		3.017324
For MAIOR EOLO/X and MINI EOLO/X.		3.021474
For CAESAR 14 ErP and SUPER CAESAR 17 ErP.		3.014113



Index of codes

Code	Description	EAN code
1.027255	¾" nut kit for DN 16 steel pipe	8015065399893
1.028473	Glycole for Natural Sol (1 litre bottle)	8015065407888
1.028522	CP4 M collector cover kit	8015065408465
1.028812	Solar collector temperature probe kit for UB INOX SOLAR 200 ErP, HERCULES SOLAR 26 ErP, ARES TEC ErP and MAGIS HERCULES ErP	8015065415500
1.033271	CP4XL collector cover kit	8015065025167
1.033273	CSV14 collector cover kit	8015065025174
3.010233	Twin pipes complete kit Ø 80/80 insulated	8015065707346
3.010351	Twin pipes complete kit Ø 80/80	8015065707339
3.010352	Vertical concentric complete kit Ø 80/125	8015065707322
3.010526	Horizontal concentric complete kit Ø 80/125	8015065707315
3.010739	1 extension pipe Ø 60/100 2 m long	8015065707377
3.010741	4 extension pipes Ø 80 1 m long	8015065707155
3.010945	1 extension pipe Ø 80/125 1 m long	8015065707476
3.010946	1 extension pipe Ø 80/125 2 m long	8015065707483
3.010947	1 insulated extension pipe Ø 80 1 m long	8015065707490
3.010948	1 insulated extension pipe Ø 80 2 m long	8015065707506
3.010949	90° bend Ø 60/100	8015065707384
3.010950	45° bend Ø 60/100	8015065707391
3.010951	90° bend Ø 80/125	8015065707513
3.010952	45° bend Ø 80/125	8015065707520
3.010953	Insulated 90° bend Ø 80 kit	8015065707537
3.010954	Insulated 45° bend Ø 80 kit	8015065707544
3.010955	4 x 90° bend Ø 80 kit	8015065707179
3.010956	45° bend Ø 80 kit	8015065707193
3.010957	Adapter Ø 60/100 – 80/125	8015065707551
3.010958	Wall sealing plate Ø 125	8015065707575
3.010959	Wall sealing plate Ø 100	8015065707568
3.010960	Condense tank kit Ø 80/125	8015065707438
3.010962	Flue outlet wind-stop grate Ø 80	8015065707223
3.010963	Vertical flue outlet for twin pipes Ø 80	8015065707216
3.010996	Wall sealing plate Ø 80	8015065707230
3.011139	Flanged bend Ø 60/100	8015065707407
3.011141	Flanged stub-pipe Ø 60/100 vertical outlet	8015065707414
3.011143	10 gaskets kits Ø 60	8015065707582
3.011144	10 gaskets kits Ø 80	8015065707599
3.011145	10 gaskets kits Ø 100	8015065707605
3.011146	10 gaskets kits Ø 125	8015065707612
3.011157	1 extension pipe Ø 80/125 0,5 m long	8015065707629
3.011167	1 extension pipe Ø 80 2 m long	8015065707636
3.011279	Horizontal outlet Ø 80	8015065707759
3.011488	Wind-stop outlet	8015065707889
3.011491	4 extension pipes Ø 80 0,5 m long	8015065707773
3.011547	Recirculation kit (only probe pipe) ZEUS SUPERIOR kW	8015065708138
3.011570	Flanged stub-pipes Ø 80	8015065708008
3.011571	Female/female 90° bend Ø 80	8015065708015
3.011572	Horizontal outlet Ø 60/100	8015065708022
3.011582	Complete terminal kit	8015065707971
3.011583	4 extension pipes Ø 80 1 m long	8015065707964
3.011584	1 extension pipe Ø 80 2 m long	8015065707957
3.011585	5 pipe clamps kit	8015065707933
3.011586	3 spacer pipe clamps kit	8015065707940



Code	Description	EAN code
3.011595	"T" connector kit	8015065707926
3.011599	Condensate siphon kit	8015065707919
3.011600	Hanging bracket kit (adjustable support chimney hanging bracket)	8015065707988
3.011601	Water trap with inspection hole kit	8015065707995
3.011667	All-purpose connection kit for wall-hung combi boilers	8015065708121
3.011668	Control box for pumps and zones	8015065708169
3.011675	Anti-scale kit ZEUS SUPERIOR kW	8015065708237
3.011679	12 litres system expansion vessel kit for HEAT PUMPS	8015065708046
3.011961	"T" coupling seal kit with condensate trap	8015065708312
3.012000	Horizontal concentric complete kit Ø 60/100	8015065709470
3.012002	Twin pipe complete kit	8015065709494
3.012007	Support bend kit	8015065708350
3.012008	Chimney hole closing panel	8015065708367
3.012009	Condense tank kit Ø 80	8015065708374
3.012086	Flanged stub-pipe kit Ø 60/100	8015065709463
3.012087	Flanged stub-pipe kit Ø 80	8015065710124
3.012088	4 extension pipes Ø 80 kit 1 m long	8015065709500
3.012089	Extension pipe kit Ø 60/100 1 m long	8015065709517
3.012091	4 x 90° bends Ø 80 kit	8015065709456
3.012092	45° bend Ø 80 kit	8015065709524
3.012093	90° bend Ø 60/100 kit	8015065709531
3.012095	45° bend Ø 60/100 kit	8015065709548
3.012112	Vertical outlet kit for ducting system Ø 60 (vertical concentric exhaust flue terminal Ø 60 and chimney closing panel)	8015065709555
3.012144	"Push-fitting extension pipes kit 1 m for ducting system Ø 60 (4 extension pipe Ø 60 1 m long)	8015065709562
3.012145	Pipe clamp kit for ducting system Ø 60 (5 pipe clams Ø60)	8015065709579
3.012146	"Spacer pipe clamp kit for ducting system Ø60 (3 spacer pipe clamps Ø60)	8015065709586
3.012153	"Support band kit for ducting system Ø60 (support bend Ø60, bend locking collar, clamp, reduction Ø 80 – Ø 60)	8015065709593
3.012287	Room Thermostat	8015065708411
3.012714	Female/female stub-pipe Ø 80	8015065709241
3.012944	Recirculation kit (only probe pipe) for VICTRIX ZEUS 26 ErP and AVIO 24 ErP	8015065709913
3.013061	Anti-scale kit for AVIO 24 ErP and ZEUS kW	8015065709937
3.013305	Telephonic Remote Control	8015065709807
3.013498	Recirculation kit (only probe pipe) VICTRIX ZEUS SUPERIOR ErP	8015065709982
3.013499	Anti-scale kit VICTRIX ZEUS 26 ErP and VICTRIX ZEUS SUPERIOR ErP	8015065710087
3.013794	Low temperature safety	8015065710186
3.013860	Anti-scale kit for NIKE/EOLO STAR and NIKE/EOLO MYTHOS 24	8015065710292
3.013869	"Push-fitting extension pipes kit 2 m for ducting system Ø 60 (1 extension pipes Ø60 2 m long)	8015065710155
3.013870	Bend 90° Ø 60 for ducting system (1 bend 90° Ø 60)	8015065710131
3.013871	Bend 45° Ø 60 for ducting system (1 bend 45° Ø 60)	8015065710148
3.014083	External probe	8015065710353
3.014113	Anti-freeze protection -15 °C CAESAR and SUPER CAESAR	8015065710452
3.014114	Anti-scale kit for gas water heaters	8015065710414
3.014145	90° Gas valve JULIUS ErP	8015065710438
3.014147	Horizontal concentric complete kit Ø 60/100 (basic version)	8015065710322
3.014201	Cover kit CAESAR 14 ErP	8015065710445
3.014607	Gas pressure regulation kit JULIUS ErP	8015065710742
3.014642	4 extension pipes Ø 80 kit 0.5 m long	8015065710711
3.014643	Extension pipe kit Ø 60/100 0.5 m long	8015065710728
3.014948	Shut off knobs for DIM	8015065710780
3.015027	All purpose connection kit water heaters	8015065710872
3.015229	Connection kit	8015065711152
3.015242	Horizontal concentric kit Ø 80/125	8015065711046
3.015243	Vertical concentric kit Ø 80/125	8015065711053



Code	Description	EAN code
3.015244	Cascade and zones regulator kit	8015065711169
3.015245	Modulating room thermostat	8015065711176
3.015246	Extension pipe kit Ø 80/125 2 m long	8015065711060
3.015247	87° Bend kit Ø 80/125	8015065711077
3.015248	2 x 45° Bend kit Ø 80/125	8015065711084
3.015249	Flashing Kit Ø 80/125 for flat roof	8015065711091
3.015250	Extension pipe kit Ø125 2 m long	8015065711022
3.015254	Horizontal kit Ø 80 (to discharge in the chimney)	8015065711107
3.015255	Horizontal terminal outlet kit Ø 80 (to discharge horizontally)	8015065711114
3.015256	Vertical terminal outlet kit Ø 80	8015065711121
3.015264	Zone manager kit	8015065711183
3.015265	Wall box kit for cascade and zones regulator	8015065711190
3.015266	External probe	8015065711206
3.015267	Flow probe kit	8015065711213
3.015268	Storage tank probe kit	8015065711220
3.015343	10 pcs. Gasket kit Ø 80	8015065711275
3.015344	Gasket kit Ø 110	8015065711282
3.015345	Gasket kit Ø 125	8015065711299
3.015348	Anti-freeze protection kit-15°C VICTRIX SUPERIOR ErP/X ErP	8015065711503
3.015350	Relay board kit	8015065711497
3.015376	Gasket kit Ø 60	8015065711367
3.015378	Gasket kit Ø 80	8015065711374
3.015379	Gasket kit for flange Ø 60/100	8015065711381
3.015380	Recirculation kit (with domestic hot water pump)	8015065711480
3.015431	Clock kit for Recirculation	8015065711732
3.015631	Vertical concentric outlet Ø 60/100 (red ochre color)	8015065711626
3.015854	Shut off knobs with filters	8015065711756
3.015980	Cover Kit SUPER CAESAR 17 ErP	8015065712227
3.016144	Anti-freeze protection kit -15°C EOLO STAR 24 and EOLO MYTHOS 24	8015065712722
3.016171	90° bend Ø 80/125 with inspection holes	8015065712005
3.016172	90° bend Ø 60/100 with inspection holes	8015065712012
3.016173	Condense tank kit Ø 60/100	8015065712029
3.016174	90° bend Ø 60/100 kit with inspection holes	8015065711992
3.016175	90° bend Ø 80 with inspection hole	8015065712036
3.016179	87° bend kit Ø125	8015065711961
3.016180	2 x 45° bend kit Ø125	8015065711954
3.016305	Anti-scale kit for MAIOR EOLO, NIKE MINI 28 kW SPECIAL and MINI NIKE/EOLO	8015065712890
3.016363	Horizontal outlet terminal Ø 80	8015065712067
3.016364	Flanged stub-pipe Ø 80 for flue discharge	8015065712074
3.016365	Flanged stub-pipe + bend + extension pipe Ø 80 for flue discharge	8015065712081
3.016370	Extension pipe kit Ø125 0,5m long	8015065712173
3.016371	Extension pipe kit Ø125 1 m long	8015065712180
3.016577	SUPER CAR	8015065713040
3.016833	Vertical concentric complete kit Ø 60/100 (red ochre colour)	8015065712654
3.016836	Horizontal concentric outlet Ø 60/100	8015065712630
3.016837	1 extension pipe Ø 80 2 m long	8015065712647
3.017089	Adapter kit Ø 60 M/Ø 80 F	8015065712821
3.017182	GSM Telephonic Control	8015065712968
3.017209	Cover kit for VICTRIX SUPERIOR ErP/X ErP and MAGIS VICTRIX ErP	8015065713446
3.017323	Anti-scale kit	8015065713224
3.017324	Anti-freeze protection kit	8015065713255
3.017331	Relay board kit for VICTRIX ZEUS 26 ErP	8015065713286
3.017514	Additional 2 litres expansion vessel for VICTRIX MAIOR TT ErP/X TT ErP, VICTRIX TT ErP/X TT ErP, VICTRIX EXA ErP/X ErP and VICTRIX TERA/PLUS	8015065713262



Code	Description	EAN code
3.017744	DHW Expansion vessel kit 2 litres AVIO 24 ErP and ZEUS kW	8015065713859
3.018210	Horizontal concentric anti-freeze complete kit Ø 60/100	8015065713583
3.018247	Cover kit for VICTRIX ZEUS SUPERIOR ErP	8015065713835
3.018277	1 extension pipe Ø 60/100 1 m long	8015065713590
3.018278	1 extension pipe Ø 60/100 0,5 m long	8015065713606
3.018433	Additional Espansion vessel	8015065713804
3.018434	Cover kit for VICTRIX ZEUS 26 ErP	8015065713965
3.018501	Vertical concentric complete kit Ø 60/100 (black colour)	8015065713682
3.018506	ZEUS 24 KW	8015065010170
3.018507	ZEUS 28 KW	8015065010156
3.018510	ZEUS SUPERIOR 32 KW	8015065010224
3.018667	Extension pipe Ø 80/125 1 m long	8015065713767
3.018742	System filling pump station	8015065713927
3.018911	Solar valve	8015065714214
3.018921	NIKE MINI 28 kW SPECIAL	8015065010323
3.019085	Connection kit for additional flat-plate collector	8015065714290
3.019089	Ø 18 copper pipe connection kit for collectors	8015065713880
3.019090	Cover kit for EOLO STAR 24 and EOLO MYTHOS 24	8015065714948
3.019097	Solar central unit	8015065714122
3.019099	¾" thermostatic mixing valve	8015065713842
3.019105	4 brackets kit for tiles to be drilled	8015065714412
3.019125	DN 16 steel pipe connection kit for collectors	8015065713897
3.019131	18 litres expansion vessel	8015065714368
3.019135	35 litres expansion vessel	8015065714375
3.019138	24 litres expansion vessel	8015065713934
3.019139	80 litres expansion vessel	8015065714382
3.019229	Safety thermostat kit	8015065530012
3.019236	4 brackets kit for slates/tiles to fix directly on roof	8015065714429
3.019264	Connection kit for VICTRIX TT ErP, VICTRIX EXA ErP, VICTRIX TERA and VICTRIX TT	8015065714184
3.019374	Solar collector temperature probe kit	8015065714405
3.019375	Storage tank NTC probe	8015065714399
3.019464	Condensate neutralizer kit for cascade installation	8015065714887
3.019519	PRO solar central unit	8015065714351
3.019857	Condensate neutralizer kit for single VICTRIX PRO and all condensing boilers < 35 kW	8015065714979
3.019865	Granulate for condensate neutralizer	8015065715013
3.019869	Low temperature safety kit for HERCULES	8015065715198
3.019981	1" nut kit for steel pipe DN 16	8015065715143
3.019998	Solar collector connection kit for HERCULES ErP	8015065715075
3.019999	Anti-scale kit HERCULES CONDENSING ErP	8015065715082
3.020001	Recirculation kit (with domestic hot water pump) HERCULES CONDENSING ErP and HERCULES SOLAR 26 ErP	8015065715105
3.020002	Condensate discharge pump kit	8015065715181
3.020004	B ₂₃ terminal kit for MAGIS HERCULES ErP and HERCULES ErP	8015065715129
3.020166	SOLAR CONTAINER	8015065550379
3.020167	MINI CRD	8015065715174
3.020217	NATURAL SOL 150	8015065500015
3.020218	NATURAL SOL 280	8015065500022
3.020300	¾" nipples kit for stainless steel pipes DN16	8015065715280
3.020322	High flow rate thermostatic mixing valve 1 ¼"	8015065550065
3.020341	Integrative 1,5 kW electric resistance kit	8015065550072
3.020342	Pressure-temperature safety valve kit	8015065550089
3.020344	Electronic anode kit	8015065550096
3.020354	DN 20 steel pipe connection kit for collectors	8015065550294
3.020355	VICTRIX SUPERIOR 32 X ErP cascade kit	8015065715440



Code	Description	EAN code
3.020358	Remote Control for single VICTRIX PRO	8015065715457
3.020364	2 plug kit for CP4 collector	8015065550454
3.020400	DHW Expansion vessel kit VICTRIX ZEUS 26 ErP	8015065715259
3.020498	Anti-scale kit for HERCULES SOLAR ErP	8015065715419
3.020505	Connection kit VICTRIX ZEUS 26 ErP	8015065715266
3.020574	2 zones lateral connection kit	8015065550355
3.020575	2 zones bottom connection kit	8015065550348
3.020628	Anti scale kit	8015065550362
3.020630	2 zones rear connection kit	8015065550416
3.020632	Return temperature increase 3-way valve kit	8015065550423
3.020633	DHW priority 3-way valve kit	8015065550430
3.020647	NATURAL SOL 200	8015065550046
3.020805	Cover kit for MINI EOLO 28 - MAIOR EOLO/ X 28	8015065715877
3.020839	Hydraulic separator for 100 kW installations	8015065715631
3.020852	MINI NIKE 24 3 E	8015065011740
3.020853	MINI EOLO 24 3 E	8015065011764
3.020855	MINI EOLO X 24 3 E	8015065011788
3.020856	MINI EOLO 28 3 E	8015065011962
3.020857	MINI NIKE X 24 3 E	8015065011801
3.020861	Additional 2 kW electric resistance kit for INOXSTOR and UB 550 -750	8015065550485
3.020862	Additional 5 kW electric resistance kit for UB 1000 -1500 and UB 750	8015065550478
3.020897	Cover kit for MINI EOLO 24/X 24	8015065715778
3.020922	MAIOR EOLO 24 4 E	8015065012082
3.020923	MAIOR EOLO 28 4 E	8015065012105
3.020924	MAIOR EOLO 32 4 E	8015065012129
3.020928	MAIOR EOLO X 28	8015065012068
3.020934	Storage tank connection kit for MINI EOLO/NIKE X 24 and MAIOR EOLO/NIKE X	8015065715754
3.021008	1" nipples kit for stainless steel pipes DN20	8015065900600
3.021009	1" nut kit for steel pipe DN 20	8015065900617
3.021377	Hydraulic separator for 200 kW installations	8015065716119
3.021378	Hydraulic separator for 400 kW installations	8015065716102
3.021382	Solar connection kit for HERCULES SOLAR ErP	8015065012709
3.021395	CAR ^{v2}	8015065715730
3.021452	Solar probe kit	8015065716065
3.021453	Connection kit for MINI NIKE/EOLO and MAIOR EOLO	8015065715747
3.021474	Anti-freeze protection kit -15°C MAIOR EOLO/X 28 and MINI EOLO/X 24	8015065715860
3.021522	System controller	8015065715907
3.021524	Temperature/humidity active sensor kit	8015065715921
3.021525	Integration electric resistance kit 2, 4 or 6 kW for heating system (AUDAX)	8015065013881
3.021527	Distribution manifold kit for 1 direct zone and 2 mixed zones	8015065013898
3.021528	Distribution manifold kit for 2 mixed zones	8015065013904
3.021529	Dehumidifier kit	8015065013911
3.021547	System controller expansion kit	8015065716027
3.021622	CRONO 7	8015065012518
3.021623	CAR ^{v2} WIRELESS	8015065012501
3.021624	CRONO 7 WIRELESS	8015065012525
3.021721	Anti wind vertical terminal kit Ø 80	8015065716058
3.022032	Ø 100 adapter kit for C9 ducting system	8015065012587
3.022033	Ø 125 adapter kit for C9 ducting system	8015065012594
3.022146	Dehumidifier back frame kit	8015065013928
3.022147	Dehumidifier front grille kit	8015065013935
3.022154	Wall mounting brackets for AUDAX 6/8 and external units of MAGIS COMBO and MAGIS PRO	8015065013089
3.022167	DOMUS CONTAINER	8015065015533



Code	Description	EAN code
3.022195	Solar collector connection kit for UB INOX 200 V2	8015065013805
3.022196	Solar collector connection kit for 2 UB INOX 120 V2 or 2 UB INOX 200 V2 in parallel	8015065013812
3.022197	Solar collector connection kit for UB INOX 120 V2	8015065013829
3.022198	UB INOX 80 V2 recirculation kit pipe kit	8015065013843
3.022199	UB INOX 120 V2 recirculation kit pipe kit	8015065013850
3.022200	UB INOX 200/200 SOLAR V2 recirculation pipe kit	8015065013867
3.022201	2 UB INOX 120 V2 or 2 UB INOX 200 V2 in parallel recirculation pipe kit	8015065013874
3.022212	Connection kit for 2 UB INOX 120 V2 or 2 UB INOX 200 V2 in parallel	8015065013836
3.022213	Recessed kit for 1 flat-plate collector (vertical only)	8015065021053
3.022215	Recessed kit for 1 vacuum collector (vertical only)	8015065021046
3.022453	By-pass kit for NATURAL SOL	8015065013959
3.022664	CP4 XL flat-plate collector	8015065018589
3.022670	Frame on tiles kit for 1 vertical CP4 XL-M	8015065017087
3.022671	Frame on tiles kit for 2 vertical CP4 XL-M	8015065017094
3.022674	Basic free-standing 45° installation kit for 1 vertical CP4 XL-M	8015065017100
3.022677	Free-standing 45° installation extension kit for CP4 XL-M	8015065017117
3.022678	4 brackets kit for tiles for CP4 XL-M	8015065017124
3.022680	2 brackets kit for tiles for CP4 XL-M	8015065016677
3.022681	Frame connection kit for additional CP4 XL-M	8015065017223
3.022694	CSV 14 vacuum collector	8015065018602
3.022700	2 brackets kit for tiles for CSV14	8015065017162
3.022701	Frame on tiles kit for 1 vertical CSV 14 vacuum collector	8015065017131
3.022733	Free-standing 45° installation kit for 1 vertical CSV 14 vacuum collector	8015065017155
3.022735	Frame connection kit for additional CSV 14 vacuum collector	8015065017179
3.022749	Frame on tiles kit for 1 horizontal CP4 XL/M flat-plate collector	8015065017186
3.022750	Free-standing 45° installation kit for 1 flat-plate collector horizontal	8015065017193
3.022776	4 "L" brackets kit for smooth roof for CP4 XL-M	8015065021039
3.022796	Connection kit for 1 CSV14	8015065020551
3.022797	Connection kit for 1 vertical CP4 XL-M	8015065020568
3.022848	Storage tank connection kit for VICTRIX SUPERIOR 32 X ErP	8015065021183
3.022849	Air vent kit and fitting for Ø 22 mm pipe for horizontal CP4 XL-M	8015065021060
3.022876	CP4 M flat-plate collector	8015065018695
3.022922	Collector fixing kit for CP4 XL-M	8015065017766
3.022988	87° bend Ø 80/125 kit with inspection holes	8015065019036
3.022989	Stub-pipe kit Ø 80/125 with inspection holes	8015065019029
3.022990	Flange Ø 60/100 coupling Ø 80/125 adapter kit	8015065019012
3.023005	Automatic valve kit for expansion vessel	8015065021077
3.023028	Recessed frame extension kit for CP4 XL/M flat-plate collector	8015065021022
3.023302	Room hygrostat	8015065035920
3.023310	Anti-scale kit MAGIS VICTRIX ErP	8015065036309
3.023314	Additional mixed zone kit MAGIS HERCULES ErP	8015065038532
3.023315	Recirculation kit with pump MAGIS HERCULES ErP	8015065038549
3.023316	Anti-scale kit MAGIS HERCULES ErP	8015065041365
3.023339	Solar connection kit for MAGIS HERCULES ErP	8015065038556
3.023355	Plates heat exchanger kit for heat pump connection MAGIS HERCULES ErP	8015065039171
3.023364	Remote control kit	8015065038563
3.023645	Safety kit complete with pump and hydraulic separator for ARES TEC 150 ErP	8015065034411
3.023646	Safety kit complete with pump and hydraulic separator for ARES TEC 200/250 ErP	8015065036613
3.023647	Safety kit complete with pump and hydraulic separator for ARES TEC 300/350 ErP	8015065034428
3.023648	Safety kit complete with pump and hydraulic separator for ARES TEC 440/550/660/770 ErP	8015065034732
3.023649	Safety kit complete with pump and hydraulic separator for ARES TEC 900 ErP	8015065034435
3.023650	Safety kit complete with pump and plate heat exchanger for ARES TEC 150-200 ErP	8015065034442
3.023651	Safety kit complete with pump and plate heat exchanger for ARES TEC 250/300/350 ErP	8015065034459



Code	Description	EAN code
3.023652	Safety kit complete with pump and plate heat exchanger for ARES TEC 440-550 ErP	8015065034466
3.023653	Safety kit complete with pump and plate heat exchanger for ARES TEC 660 ErP	8015065034473
3.023654	Safety kit complete with pump and plate heat exchanger for ARES TEC 770 ErP	8015065034480
3.023655	Safety kit complete with pump and plate heat exchanger for ARES TEC 900 ErP	8015065034497
3.023656	Safety kit with filter for ARES TEC 150/200/250/300/350 ErP	8015065034503
3.023657	Safety kit with filter for ARES TEC 440/550/660/770 ErP	8015065034510
3.023658	Safety kit with filter for ARES TEC 900 ErP	8015065034527
3.023659	Hydraulic separator for ARES TEC 150/200/250/300/350 ErP	8015065034534
3.023660	Hydraulic separator for ARES TEC 440/550/660/770/900 ErP	8015065034541
3.023662	Condensate neutralizer kit up to 1500 kW for ARES TEC ErP	8015065034565
3.023663	Granulate kit for condensate neutralizer (25 kg) for ARES TEC ErP	8015065034572
3.023664	Zones expansion kit ARES TEC ErP	8015065034589
3.023665	Zone manager kit ARES TEC ErP	8015065034596
3.023666	Modulating room thermostat kit ARES TEC ErP	8015065034602
3.023667	Cascade regulator kit ARES TEC ErP	8015065034619
3.023668	Wall box kit for cascade regulator ARES TEC ErP	8015065034626
3.023669	Interface kit for modem connection and tele-management kit ARES TEC ErP	8015065034633
3.023670	Outdoor casing for safety kit and hydraulic separator from 150 kW to 350 kW ARES TEC ErP	8015065034640
3.023671	Outdoor casing for safety kit and hydraulic separator from 440 kW to 900 kW ARES TEC ErP	8015065034657
3.023672	Outdoor casing for safety kit and plate heat exchanger from 150 kW to 350 kW ARES TEC ErP	8015065034664
3.023673	Outdoor casing for safety kit and plate heat exchanger from 440 kW to 900 kW ARES TEC ErP	8015065034671
3.023674	Rear flue discharge kit for ARES TEC 250/300/350 ErP	8015065034688
3.023675	Supporting kit for side flue discharge ARES TEC ErP	8015065034695
3.023700	Flow probe kit ARES TEC ErP	8015065034701
3.023701	Rear flue discharge kit for ARES TEC 150/200 ErP	8015065034620
3.023769	2 zones kit with motorized valves MAGIS VICTRIX ErP	8015065034637
3.023770	Anti-freeze protection kit MAGIS VICTRIX ErP	80150650346316
3.023945	EMR 12 VDC relay kit	8015065035272
3.023946	SSR 6 VDC relay kit	8015065035265
3.023949	Safety kit for single VICTRIX PRO ErP and VICTRIX PRO	8015065043925
3.023950	Three-way valve kit connection to a separate storage tank for VICTRIX PRO ErP and VICTRIX PRO	8015065043918
3.023951	Hydraulic manifold kit for VICTRIX PRO 35-55 ErP and VICTRIX PRO 35-55	8015065043895
3.023952	Hydraulic manifold kit for VICTRIX PRO 80-100-120 ErP and VICTRIX PRO 80-100-120	8015065043901
3.023953	Hydraulic manifold kit G 2 1/2" for 2 VICTRIX PRO 35-55 ErP and VICTRIX PRO 35-55 in cascade	8015065043932
3.023954	Hydraulic manifold kit G 2 1/2" for additional VICTRIX PRO 35-55 ErP and VICTRIX PRO 35-55 in cascade	8015065043949
3.023955	Safety kit G 2 1/2" for VICTRIX PRO 35-55 ErP and VICTRIX PRO 35-55 in cascade	8015065043956
3.023959	Hydraulic manifold kit DN 100 for 2 VICTRIX PRO 80-100-120 ErP and VICTRIX PRO 80-100-120 in cascade	8015065043963
3.023960	Hydraulic manifold kit DN 100 for additional VICTRIX PRO 80-100-120 ErP and VICTRIX PRO 80-100-120 in cascade	8015065043970
3.023961	Safety Kit DN 100 for VICTRIX PRO 80-100-120 ErP and VICTRIX PRO 80-100-120 in cascade	8015065043987
3.023962	Hydraulic separator for 600 kW installations DN100	8015065044007
3.023965	Hydraulic separator for 350 kW installations DN100	8015065043994
3.023966	VICTRIX PRO 35-55 ErP and VICTRIX PRO 35-55 adapter kit	8015065044014
3.024013	EOLO MYTHOS 24 2E	8015065036521
3.024014	NIKE MYTHOS 24 2E	8015065036538
3.024028	IPX4D protection box kit for single boiler safety kit VICTRIX PRO ErP and VICTRIX PRO	8015065045110
3.024038	IPX4D protection box kit for cascade safety kits VICTRIX PRO ErP and VICTRIX PRO	8015065045127
3.024176	Magnetic cyclone filter kit	8015065040146
3.024244	Tele-management kit for cascade and zones regulator	8015065044595
3.024245	System delivery probe kit	8015065044038
3.024246	Free-standing support frame kit for VICTRIX PRO	8015065044045
3.024267	Horizontal concentric kit Ø 60/100 with swivel terminal	8015065040481
3.024279	Exhaust manifold kit Ø 160 with flue lock for 2 VICTRIX PRO 35/55 ErP and 2 VICTRIX PRO 35/55	8015065045097
3.024280	Additional exhaust manifold kit Ø 160 for VICTRIX PRO 35/55 ErP and VICTRIX PRO 35/55	8015065045103



Code	Description	EAN code
3.024281	Exhaust manifold kit Ø 200 with flue lock for 2 VICTRIX PRO 80/100/120 ErP and 2 VICTRIX PRO 80/100/120	8015065045165
3.024282	Additional exhaust manifold kit Ø 200 for VICTRIX PRO 80/100/120 ErP and VICTRIX PRO 80/100/120	8015065045172
3.024295	Stainless steel vertical outlet kit Ø 80	8015065044601
3.024488	VICTRIX PRO 35 1 I	8015065043352
3.024489	VICTRIX PRO 55 1 I	8015065043369
3.024490	VICTRIX PRO 80 1 I	8015065043376
3.024491	VICTRIX PRO 100 1 I	8015065043383
3.024492	VICTRIX PRO 120 1 I	8015065043390
3.024511	External probe kit (for the Cascade and zones regulator)	8015065044021
3.024513	Anti freeze protection kit -15 °C for VICTRIX PRO	8015065046575
3.024516	Extension pipe kit Ø 160 1 m long	8015065045219
3.024517	87° bend kit Ø 160	8015065045233
3.024518	2 x 45° bend kit Ø 160	8015065045240
3.024519	By-pass kit for VICTRIX PRO 35-55 ErP and VICTRIX PRO 35-55	8015065045141
3.024598	Horizontal concentric kit Ø 60/100 Short	8015065044373
3.024599	Pipe 60/100 with inspection holes	8015065044465
3.024608	Cover kit for VICTRIX MAIOR TT ErP/X ErP, VICTRIX TT ErP/X ErP	8015065050428
3.024609	Storage tank connection kit for VICTRIX X TT ErP, VICTRIX EXA 24 X ErP, VICTRIX X TT, VICTRIX MAIOR 35 X TT ErP and VICTRIX TERA PLUS	8015065050404
3.024659	Extension pipe kit Ø 160 0,5 m long	8015065045226
3.024662	Extension pipe kit Ø 200 1 m long	8015065045257
3.024663	Extension pipe kit Ø 200 0,5 m long	8015065045264
3.024664	2 x 45° bend kit Ø 200	8015065045271
3.024665	87° bend kit Ø 200	8015065045288
3.024666	Additional exhaust manifold kit Ø 250 with flue lock for 4 VICTRIX PRO 100-120 ErP and VICTRIX PRO 100-120	8015065045189
3.024667	Additional exhaust manifold kit Ø 250 with flue lock for 5 VICTRIX PRO 100-120 ErP and VICTRIX PRO 100-120	8015065045196
3.024668	Extension pipe kit Ø 250 1 m long	8015065045295
3.024669	2 x 45° bend kit Ø 250	8015065045301
3.024670	87° bend kit Ø 250	8015065045318
3.024711	Boiler PLUS connection kit	8015065052651
3.024712	Boiler COMBI connection kit	8015065052668
3.024713	AUDAX connection kit	8015065052675
3.024719	Solar kit	8015065052644
3.024724	VICTRIX 24 TT 1 E	8015065050961
3.024882	VICTRIX MAIOR 28 TT 1 ErP	8015065059612
3.024883	VICTRIX MAIOR 35 TT 1 ErP	8015065059629
3.024884	VICTRIX MAIOR 35 X TT 1 ErP	8015065059636
3.024897	1,5 kW sanitary electric resistance	8015065052736
3.024907	Connection kit for VICTRIX X TT, VICTRIX X TT ErP, VICTRIX EXA 24 X ErP and VICTRIX TERA PLUS	8015065050411
3.024931	MINI NIKE 24 4 ErP	8015065048494
3.024934	NIKE MYTHOS 24 4 ErP	8015065048524
3.024935	AVIO 24 2 ErP	8015065048531
3.025003	Electronic anode for INOXSTOR V2	8015065055997
3.025231	Safety valve and expansion vessel kit	8015065053269
3.025232	Ducting adapter Ø 160	8015065053214
3.025455	VICTRIX ZEUS SUPERIOR 26 2 ErP	8015065055751
3.025456	VICTRIX ZEUS SUPERIOR 32 2 ErP	8015065055782
3.025458	VICTRIX ZEUS 26 2 ErP	8015065055829
3.025467	DHW probe kit	8015065055959
3.025469	Universal recessed kit for 1 flat-plate collector	8015065062629
3.025477	Universal recessed frame extension kit for CP4 XL/M flat-plate collector	8015065062636
3.025483	Low temperature second zone kit ErP for HERCULES	8015065063275
3.025484	High temperature second zone kit ErP for HERCULES	8015065063282
3.025485	2 high temperature zones kit ErP for HERCULES	8015065063299



Code	Description	EAN code
3.025486	Additional low temperature zone kit for ABT ErP for HERCULES	8015065063305
3.025487	2 low temperature zones kit ErP for HERCULES	8015065063312
3.025492	HERCULES CONDENSING 26 3 ErP	8015065057380
3.025493	HERCULES CONDENSING 32 3 ErP	8015065057397
3.025494	HERCULES CONDENSING ABT 32 3 ErP	8015065056567
3.025496	HERCULES SOLAR 26 2 ErP	8015065057403
3.025499	MAGIS HERCULES ErP	8015065061301
3.025505	VICTRIX SUPERIOR 32 2 ErP	8015065055904
3.025506	VICTRIX SUPERIOR 32 X 2 ErP	8015065055928
3.025557	AUDAX TOP 6 ErP	8015065056826
3.025558	AUDAX TOP 8 ErP	8015065056833
3.025560	AUDAX TOP 12 ErP	8015065056840
3.025562	AUDAX TOP 16 ErP	8015065056857
3.025563	AUDAX 18	8015065056864
3.025605	UB 2000 V2	8015065057915
3.025606	DIM BASIC ErP	8015065061110
3.025607	DIM 2 ZONES ErP	8015065061103
3.025608	DIM 3 ZONES ErP	8015065061080
3.025609	DIM A-BT ErP	8015065061097
3.025610	DIM A-2BT ErP	8015065061073
3.025615	MAGIS VICTRIX ErP	8015065058776
3.025618	VICTRIX PRO 55 2 ErP	8015065059667
3.025619	VICTRIX PRO 80 2 ErP	8015065059674
3.025620	VICTRIX PRO 100 2 ErP	8015065059681
3.025621	VICTRIX PRO 120 2 ErP	8015065059698
3.025622	VICTRIX PRO 35 2 ErP	8015065059704
3.025638	VICTRIX 12 X TT 2 ErP	8015065056734
3.025639	VICTRIX 24 TT 2 ErP	8015065056710
3.025640	VICTRIX 20 X TT 2 ErP	8015065057298
3.025641	BASIC SOL V2	8015065061189
3.025642	BASIC SOL LUX V2	8015065061196
3.025662	Single solar pump station (1-6 l/min) ErP	8015065057311
3.025663	Single solar pump station (2-12 l/min) ErP	8015065057328
3.025664	Double solar pump station (1-6 l/min) ErP	8015065057335
3.025665	Double solar pump station (2-12 l/min) ErP	8015065057342
3.025666	Double solar pump station (8-28 l/min) ErP	8015065057359
3.025674	JULIUS 11 ErP	8015065061400
3.025675	JULIUS 14 ErP	8015065061417
3.025676	CAESAR 14 ErP	8015065061424
3.025677	SUPER CAESAR 17 ErP	8015065061394
3.025682	ARES 150 TEC ErP	8015065062674
3.025683	ARES 200 TEC ErP	8015065062698
3.025684	ARES 250 TEC ErP	8015065062711
3.025685	ARES 300 TEC ErP	8015065062735
3.025686	ARES 350 TEC ErP	8015065062759
3.025687	ARES 440 TEC ErP	8015065062773
3.025688	ARES 550 TEC ErP	8015065062797
3.025689	ARES 660 TEC ErP	8015065062810
3.025690	ARES 770 TEC ErP	8015065062834
3.025691	ARES 900 TEC ErP	8015065062858
3.025693	Connection extendible kit for horizontal short side CP4 XL/M flat-plate collector	8015065057427
3.025694	MAGIS PRO 5 ErP	8015065064357
3.025695	MAGIS PRO 8 ErP	8015065064364



Code	Description	EAN code
3.025696	MAGIS PRO 10 ErP	8015065064371
3.025778	VICTRIX EXA 28 1 ErP	8015065060632
3.025779	VICTRIX EXA 32 1 ErP	8015065060625
3.025780	VICTRIX EXA 24 X 1 ErP	8015065060618
3.025911	Horizontal concentric kit Ø 60/100	8015065058660
3.025954	Connection kit with anti-vibration flexible pipes and shut-off knobs 1" for AUDAX	8015065066252
3.026010	Cover kit for VICTRIX EXA ErP/ EXA X ErP	8015065065156
3.026073	Connection extendible kit for horizontal long side CP4 XL/M flat-plate collector	8015065060762
3.026082	2 reduced plugs kit for multiple recessed installation of CP4 XL/M NEW	8015065062643
3.026089	Connection kit for R410A circuit for MAGIS PRO ErP and MAGIS COMBO	8015065065880
3.026169	Recirculation kit without pump	8015065060755
3.026300	3 kW integration electric resistance kit for MAGIS PRO ErP	8015065065910
3.026301	Distribution manifold kit for 1 mixed and 1 direct temperature zones for MAGIS PRO ErP and MAGIS COMBO	8015065066115
3.026302	2 Relays board kit for MAGIS PRO ErP	8015065065453
3.026303	MAGIS PRO ErP connection kit	8015065066276
3.026304	Buffer tank 15 litres for MAGIS PRO ErP	8015065073748
3.026374	Condensate discharge pump kit for wall-hung boilers	8015065067457
3.026841	Condensate discharge pump kit for floor standing boilers	8015065067464
3.026273	DOMINUS interface kit	8015065074035
3.026940	AUDAX 21	8015065078408
3.027046	EOLO STAR 24 4 E NEW	8015065081576
3.027058	NIKE STAR 24 4 E NEW	8015065083587
3.027062	NIKE STAR 24 NEW	8015065083563
3.027082	Cover kit for MAGIS COMBO NEW	8015065080272
3.027084	Mixing valve for multi-zone electronic board NEW	8015065073601
3.027175	Aesthetic upper cover for DOMUS CONTAINER	8015065078637
3.027188	VICTRIX PRO cabinet kit NEW	8015065076947
3.027189	Hydraulic manifold kit for VICTRIX PRO cabinet NEW	8015065076756
3.027234	MAGIS COMBO 5 NEW	8015065076787
3.027235	MAGIS COMBO 8 NEW	8015065077012
3.027236	MAGIS COMBO 10 NEW	8015065077036
3.027237	MAGIS COMBO 5 PLUS NEW	8015065077050
3.027238	MAGIS COMBO 8 PLUS NEW	8015065077074
3.027239	MAGIS COMBO 10 PLUS NEW	8015065077098
3.027246	MAGIS COMBO 5 LPG NEW	8015065076794
3.027247	MAGIS COMBO 8 LPG NEW	8015065077029
3.027248	MAGIS COMBO 10 LPG NEW	8015065077043
3.027249	MAGIS COMBO 5 PLUS LPG NEW	8015065077067
3.027250	MAGIS COMBO 8 PLUS LPG NEW	8015065077081
3.027251	MAGIS COMBO 10 PLUS LPG NEW	8015065077104
3.027263	Cover kit for VICTRIX TERA/PLUS NEW	8015065083914
3.027288	Buffer tank with capacity of 75 litres NEW	8015065081620
3.027290	Wall-hung bracket kit for Buffer tank 75 litres NEW	8015065081453
3.027341	Kit containing bottom guard for condensing boilers NEW	8015065080746
3.027346	RAPAX 300 V2 NEW	8015065079825
3.027347	RAPAX 300 SOL V2 NEW	8015065079832
3.027354	Flexible hose kit Ø 50 mm NEW	8015065078859
3.027355	Components support kit for flexible flue extraction elements Ø 50 mm NEW	8015065078941
3.027356	Ø 80 "T-shaped" terminal kit for flex duct system Ø 50 NEW	8015065078866
3.027357	90° bend terminal kit for flex duct system Ø 50 NEW	8015065078873
3.027358	Vertical terminal kit Ø 80/125 for flexible flue extraction elements Ø 50 NEW	8015065078880
3.027359	Flexible/flexible adapter kit for flexible flue extraction elements Ø 50 NEW	8015065078897
3.027370	VICTRIX TERA 28 1 NEW	8015065081347



Code	Description	EAN code
3.027371	VICTRIX TERA 32 1 NEW	8015065081521
3.027373	VICTRIX TERA 24 PLUS NEW	8015065080654
3.027385	Condensate antifreeze heating cable kit NEW	8015065087608
3.027408	Horizontal concentric swivel outlet Ø 60/100	8015065078583
3.027494	EOLO STAR 24 5 E NEW	8015065083570
3.027527	JULIUS STAR NEW	8015065081934
3.027539	Vertical buffer tank 50 litres NEW	8015065088575
3.027545	Inlet/exhaust pipes insulation kit for RAPAX V2 NEW	8015065081255
3.027654	Vibration-dampening feet kit AUDAX TOP 18 /21 ErP NEW	8015065082054
3.027709	Recessed Buffer tank 50 litres	8015065088568
3.027712	Gas and water inlet knobs kit NEW	8015065084614
3.027735	Recessed kit with outflow over the frame for 1 vertical CP4XL NEW	8015065094231
3.027736	Recessed extension kit with outflow over the frame for additional CP4 XL/M NEW	8015065092442
3.027746	INOXSTOR 200 V2 NEW	8015065086700
3.027747	INOXSTOR 300 V2 NEW	8015065086717
3.027748	INOXSTOR 500 V2 NEW	8015065086724
3.027768	Recessed kit with outflow over the frame for 1 vertical CP4M NEW	8015065094248
3.027769	Recessed kit with outflow over the frame for 1 horizontal CP4XL/M NEW	8015065094255
3.027809	AUDAX 6 NEW	8015065088599
3.027810	AUDAX 8 NEW	8015065088605
3.027811	AUDAX 12 NEW	8015065088612
3.027812	AUDAX 16 three-phase NEW	8015065088629
3.027813	UB 550 V2 NEW	8015065087363
3.027814	UB 750 V2 NEW	8015065087370
3.027815	UB 1000 V2 NEW	8015065087387
3.027816	UB 1500 V2 NEW	8015065087394
3.027817	UB INOX 80 V2 NEW	8015065088667
3.027818	UB INOX 120 V2 NEW	8015065088674
3.027819	UB INOX 200 V2 NEW	8015065088681
3.027820	UB INOX SOLAR 200 V2 NEW	8015065088278
3.027830	TRIO V2 NEW	8015065088759
3.027831	TRIO MONO V2 NEW	8015065088766
3.027832	INOX SOL 200 V2 NEW	8015065087295
3.027833	INOX SOL 200 LUX V2 NEW	8015065087301
3.027834	INOX SOL 300 V2 NEW	8015065087318
3.027835	INOX SOL 300 LUX V2 NEW	8015065087349
3.027836	INOX SOL 500 V2 NEW	8015065087325
3.027837	INOX SOL 500 LUX V2 NEW	8015065087332
3.027838	DOMESTIC SOL 550 V2 NEW	8015065087400
3.027839	DOMESTIC SOL 550 LUX V2 NEW	8015065087417
3.027840	DOMESTIC SOL 750 V2 NEW	8015065087424
3.027841	DOMESTIC SOL 750 LUX V2 NEW	8015065090318
3.027842	Horizontal buffer tank with capacity of 25 litres NEW	8015065090028
3.027843	Horizontal buffer tank with capacity of 75 litres NEW	8015065090035
3.027844	Horizontal buffer tank with capacity of 100 litres NEW	8015065090042
3.027845	Horizontal buffer tank with capacity of 200 litres NEW	8015065090059
3.027849	Recessed extension kit with outflow over the frame for additional horizontal CP4XL/M NEW	8015065092435
3.027873	Support bend kit Ø 80 mm 87° and flexible ducting adapter Ø 80 NEW	8015065087813
3.027874	Support bend kit Ø 80 mm 70° M and flexible ducting adapter Ø 80 NEW	8015065088001
3.027875	Flexible ducting kit Ø 80 mm, L=12 m + 4 centering spacers NEW	8015065087998
3.027876	Vertical outlet kit Ø 80/125 for flexible ducting Ø 80 NEW	8015065087806
3.027877	Flexible/flexible adapter kit for flexible ducting Ø 80 NEW	8015065087779
3.027918	HYDRO 3 NEW	8015065091384



Code	Description	EAN code
3.027919	HYDRO 4 NEW	8015065091391
3.028171	AUDAX connection kit for SOLAR CONTAINER with recessed 50 litres buffer tank	8015065056864
3.028238	AUDAX 16 MONO NEW	8015065089787
3.028309	ARES PRO 150 NEW	8015065092930
3.028310	ARES PRO 230 NEW	8015065092954
3.028311	ARES PRO 300 NEW	8015065092978
3.028312	ARES PRO 348 NEW	8015065092992
3.028313	ARES PRO 400 NEW	8015065093029
3.028314	ARES PRO 500 NEW	8015065093043
3.028315	ARES PRO 600 NEW	8015065093067
3.028336	Safety kit with filter for ARES PRO 150/230 NEW	8015065094279
3.028337	Safety kit with filter for ARES PRO 300/348/400/500 NEW	8015065094286
3.028338	SHC multifunction board kit NEW	8015065094293
3.028339	24V Power pack kit NEW	8015065094309
3.028340	Cascade regulator kit CM A 140 NEW	8015065094316
3.028366	RAPAX 100 V2 NEW	8015065090172
3.028368	Safety valve and expansion vessel kit for RAPAX 100 V2 NEW	8015065094323
3.028371	Inlet/exhaust pipes insulation kit for RAPAX 100 V2 NEW	8015065094330
3.028444	Multi-zone electronic board NEW	8015065093807
3.028480	UB 300 V2 NEW	8015065094347
3.028481	LUXOR 16 NEW	8015065094354
3.028482	LUXOR 20 NEW	8015065094361
3.028483	LUXOR 24 NEW	8015065094378
3.028484	LUXOR 28 NEW	8015065094385
3.028485	LUXOR 33 NEW	8015065094392
3.028486	Pellet tank with feeding screw capacity 500 l - 320 kg NEW	8015065094408
3.028487	Pellet tank with feeding screw capacity 350 l - 225 kg NEW	8015065094415
3.028488	Draught adjuster kit NEW	8015065094422
3.028491	Anti condensation mixing valve kit NEW	8015065094439
3.028492	Pellet charger control unit NEW	8015065094446
3.028493	Level sensor kit NEW	8015065094453
3.028517	Tank of glycole (20 l) for CP4 XL/M NEW	8015065094460
3.028518	Tank of glycole (20 l) for CSV 14 NEW	8015065094477
3.5324	Shut off knobs	8015065700897






App Immergas TOOLBOX



immergas.com



Immergas S.p.A.
42041 Brescello (RE) - Italy
T. 0522.689011
F. 0522.689178



IMMERGAS
IMMERGAS SPA - ITALY
CERTIFIED COMPANY
UNI EN ISO 9001:2008

Design, manufacture and post-sale assistance of gas boilers, gas water heaters and related accessories